

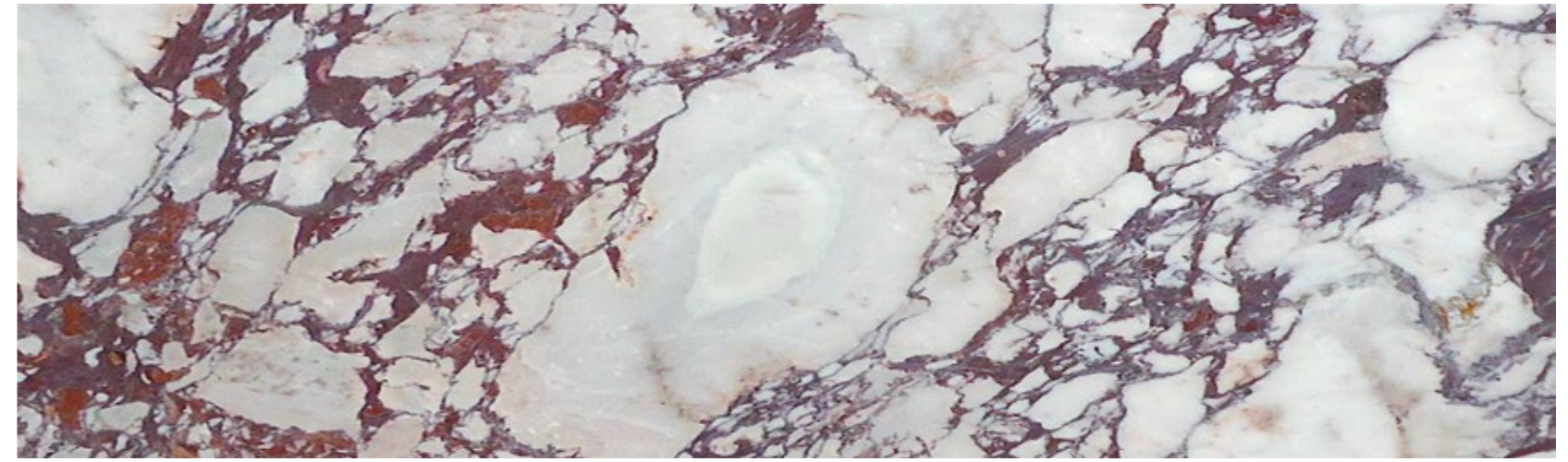
Home is where
the story begins.

Technical Books. 2022/2023


Home is where
the story begins.

Technical Books. 2022/2023


Marble



Calacatta Viola



Verde Alpi




Frappuccino




Rosso Levanto



Calacatta Oro



Sahara Noir



Calacatta Carrara


Ceramic



Golden White



Capraia



Sahara Noir

Wood




Ammara Ebony



Dark Grey

Finishing Cat. B



Bronzo Opaco (BrOp) Cat. B



Castello Opaco (CsOp) Cat. D



Dark Grey (DrGOp) Cat. B



Ammara Ebony (AEbOp) Cat. B



Bianco Opaco (BOP) Cat. B



Cappuccino Opaco (CcOp) Cat. B



Metallizzato Opaco (MtOp) Cat. B



Rosso Opaco (RsOp) Cat. B



Ebano Scuro Opaco (EOps) Cat. B



Verde Opaco (VrOp) Cat. B

Finishing Cat. D




Oro Opaco (OroOp) Cat. D



Oro Anticato Opaco (OroAnOp) Cat. D



Bronzo Lucido (Brl) Cat. D



Bronzo Anticato Opaco (BrAnOp) Cat. D



Bianco Lucido (BL) Cat. D



Cappuccino Lucido (CCL) Cat. D



Ebano Scuro Lucido (ELS) Cat. D



Bronzo Anticato Opaco (BrAnOp) Cat. D


Finishing Cat. E



Oro Lucido (OroL) Cat. E



Oro Anticato Lucido (OroAnL) Cat. E



Castello Lucido (CsL) Cat. E



Bronzo Anticato Lucido (BrAnL) Cat. E




Metallizzato Lucido (MtL) Cat. E



Bronzo Anticato Lucido (BrAnL) Cat. E



Rosso Lucido (RsL) Cat. E



Verde Lucido (VrL) Cat. E

Mirrors



Specchio Chiaro



Specchio Fumè



Specchio Bronzo

Fabrics Cat. TOP



PF662 Cat. TOP




PF551 Cat. TOP



PF001 Cat. TOP



PF002 Cat. TOP



PF014 Cat. TOP



PF006 Cat. TOP


Fabrics Cat. 3




TR005 Cat. 3



TR025 Cat. 3




TR220 Cat. 3




GL003 Cat. 3



TR031 Cat. 3




TR020 Cat. 3



TR041 Cat. 3



TR040 Cat. 3




TR500 Cat. 3




TR010 Cat. 3


Velvet CR Cat. 4




CR073 Cat. 4



CR077 Cat. 4



CR078 Cat. 4



CR062 Cat. 4




CR231 Cat. 4



CR051 Cat. 4



CR052 Cat. 4



CR024 Cat. 4

Velvet LN Cat. 4



LN002 Cat. 4



LN004 Cat. 4



LN005 Cat. 4



LN006 Cat. 4



LN037 Cat. 4




LN014 Cat. 4



LN025 Cat. 4

Nabuk



P 4003 SEQUA TERRA Pelle. Leather

Leathers



P 665 MARMO Pelle. Leather



P 677 MALT Pelle. Leather



P 656 COTTO Pelle. Leather



P 682 COFFEE Pelle. Leather

Metal



Oro Champagne



Canna di Fucile

Products.

Technical Books. 2022/2023

Foglio circolare



Round table

Leg in turned linden, column effect with painted metal base, round top with a choice of veneered wood, 20 mm marble or 6mm marble effect stoneware, to be chosen according to our samples and product data sheets.

Tavolo rotondo

Gambone in tiglio tornito, effetto colonna con basamento in metallo verniciato, piano rotondo a scelta tra legno impellicciato, marmo 20 mm o gres effetto marmo 6mm, da scegliere secondo il nostro campionario e schede tecniche del prodotto.

Cm (Ø x H)
120 x 75
150 x 75
180 x 75

Cm (Ø)
Lasy susan
70/150
100/180

Wood top
Piano in legno

Ceramic top
Piano in ceramica


Marble top
Piano in marmo

Inches (Ø x H)
47.2 x 29.5
59.1 x 29.5
70.9 x 29.5

Inches (Ø)
Lasy susan
27.8/59.1
39.5/70.9



Marble top



Verde Alpi Rosso Levanto Sahara Noir Calacatta Viola Frappuccino Calacatta Oro




Calacatta Carrara

Ceramic top



Golden White Capraia Sahara Noir

Wood top



Ammara Ebony Dark Grey

Leg



Bianco Lucido (BL) Cat. D Bianco Opaco (BOP) Cat. B Cappuccino Lucido (Ccl) Cat. D Cappuccino Opaco (CcOp) Cat. B Ebano Scuro Lucido (ELS) Cat. D Ebano Scuro Opaco (EOps) Cat. B



Metallizzato Lucido (Mtl) Cat. E Metallizzato Opaco (MtOp) Cat. B Rosso Lucido (Rsl) Cat. E Rosso Opaco (RsOp) Cat. B Verde Lucido (VrL) Cat. E Verde Opaco (VrOp) Cat. B




Bronzo Anticato Lucido (BrAnL) Cat. E Bronzo Anticato Opaco (BrAnOp) Cat. D

Metal base



Bronzo Lucido (BrL) Cat. D Bronzo Opaco (BrOp) Cat. B Oro Lucido (OroL) Cat. E Oro Opaco (OroOp) Cat. D Oro Anticato Lucido (OroAnL) Cat. E Oro Anticato Opaco (OroAnOp) Cat. D



Bronzo Anticato Lucido (BrAnL) Cat. E Bronzo Anticato Opaco (BrAnOp) Cat. D Castello Lucido (CsL) Cat. E Castello Opaco (CsOp) Cat. D



Marble top Leg Metal base




Frappuccino Ebano Scuro Lucido (ELS) Cat. D Oro Lucido (OroL) Cat. E

CODICE CODE	DESCRIZIONE DESCRIPTION	MISURA cm. MEASURE cm.	MISURA inches (in) MEASURE inches (in)	V m ³	CUBIC FOOT	PRICE list Cat. B	PRICE list Cat. D	PRICE list Cat. E
FOGLIO CIRCOLARE Ø120 MR Frappuccino	Tavolo rotondo Ø120 marmo Round table Ø120 marble	120x120x75h	47,24x47,24x29,53h	0,30	10,62	9393	9568	9659



Wood top Leg Metal base



Ammara Ebony Ebano Scuro Lucido (ELS) Cat. D Castello Lucido (CsL) Cat. E

CODICE CODE	DESCRIZIONE DESCRIPTION	MISURA cm. MEASURE cm.	MISURA inches (in) MEASURE inches (in)	V m ³	CUBIC FOOT	PRICE list Cat. B	PRICE list Cat. D	PRICE list Cat. E
FOGLIO CIRCOLARE Ø150 LEGNO LAZY S LEGNO	Tavolo rotondo Ø150 legno LAZY SUSAN legno Round table Ø150 wood LAZY SUSAN wood	150x150x75h	59,06x59,06x29,53h	0,43	15,10	5138	5745	6065



Wood top Leg Metal base



Dark Grey Metallizzato Lucido (Mtl) Cat. E Castello Lucido (CsL) Cat. E

CODICE CODE	DESCRIZIONE DESCRIPTION	MISURA cm. MEASURE cm.	MISURA inches (in) MEASURE inches (in)	V m ³	CUBIC FOOT	PRICE list Cat. B	PRICE list Cat. D	PRICE list Cat. E
FOGLIO CIRCOLARE Ø180 LEGNO	Tavolo rotondo Ø180 legno Round table Ø180 wood	180x180x75h	70.87x70.87x29.53h	0,58	20,53	6314	7185	7643

Foglio epsilon



Oval table

Oval legs in turned linden with column effect, oval top to choose from veneered wood, 20 mm marble or 6 mm marble effect stoneware, to be chosen according to our samples and product data sheets.

Tavolo ovale

Gamboni ovali in tiglio tornito effetto colonna, piano ovale a scelta tra legno impellicciato, marmo 20 mm o gres effetto marmo 6 mm, da scegliere secondo il nostro campionario e schede tecniche del prodotto.

Cm (L x P x H)
240 x 120 x 75
280 x 120 x 75

Inches (W x D x H)
94,5 x 47,2 x 29,5
110,2 x 47,2 x 29,5

Wood top
Piano in legno

Ceramic top
Piano in ceramica

Marble top
Piano in marmo





Wood top

Leg

Metal base



Ammara Ebony

Ebano Scuro Lucido (ELS) Cat. D

Bronzo Opaco (BrOp) Cat. B

CODICE CODE	DESCRIZIONE DESCRIPTION	MISURA cm. MEASURE cm.	MISURA inches (in) MEASURE inches (in)	V m ³	CUBIC FOOT	PRICE list Cat. B	PRICE list Cat. D	PRICE list Cat. E
FOGLIO EPSILON 280 LEGNO	Tavolo Ovale 280 legno Oval table 280 wood	280x120x75h	110,24x47,24x29,53h	0,60	21,31	8031	8777	9170

Foglio rettangolare



Rectangular table

Oval legs in turned linden with column effect, rectangular top with a choice of veneered wood, 20 mm marble or 6 mm marble-effect stoneware, to be chosen according to our samples and product data sheets.

Tavolo rettangolare

Gamboni ovali in tiglio tornito effetto colonna, piano rettangolare a scelta tra legno impellicciato, marmo 20 mm o gres effetto marmo 6 mm, da scegliere secondo il nostro campionario e schede tecniche del prodotto.

Cm (L x P x H)
240 x 100 x 75
280 x 110 x 75

Inches (W x D x H)
94,5 x 39,4 x 29,5
110,2 x 43,3 x 29,5

Wood top
Piano in legno

Ceramic top
Piano in ceramica

Marble top
Piano in marmo






Ceramic top

Leg

Metal base



Capraia

Ebano Scuro Lucido (ELS) Cat. D Bronzo Opaco (BrOp) Cat. B

CODICE CODE	DESCRIZIONE DESCRIPTION	MISURA cm. MEASURE cm.	MISURA inches (in) MEASURE inches (in)	V m ³	CUBIC FOOT	PRICE list Cat. B	PRICE list Cat. D	PRICE list Cat. E
FOGLIO RETTANGOLARE 280 CER	Tavolo rettangolare 280 ceramica Rectangular table 280 ceramic	280x110x75h	110,24x43,31x29,53h	0,60	21,31	7827	8047	8162

Balzareti



Chair

Beech wood structure entirely covered in fabric or leather to choose from according to our samples.

Sedia

Struttura in legno di faggio interamente rivestita in tessuto o pelle da scegliere secondo il nostro campionario.

Cm (L x P x H)
48 x 54 x 83

Inches (W x D x H)
18,90 x 21,26 x 32,68

Balzareti XL



Big Chair

Beech wood structure entirely covered in fabric or leather to choose from according to our samples.


Sedia grande

Struttura in legno di faggio interamente rivestita in tessuto o pelle da scegliere secondo il nostro campionario.

Cm (L x P x H)
53 x 62 x 94

Inches (W x D x H)
20,87 x 24,41 x 37,01

Velvet Cat. 4 CR



CR073 Cat. 4 CR077 Cat. 4 CR078 Cat. 4 CR062 Cat. 4 CR231 Cat. 4 CR051 Cat. 4



CR052 Cat. 4 CR024 Cat. 4



Fabrics Cat. 3



TR020 Cat. 3 TR500 Cat. 3


Velvet Cat. 4 CR



CR231 Cat. 4

CODICE CODE	DESCRIZIONE DESCRIPTION	MISURA cm. MEASURE cm.	MISURA inches (in) MEASURE inches (in)	V m³	CUBIC FOOT	Tessuto ML 1,4	PRICE Cat. 3	PRICE Cat. 4	PRICE Cat.TOP	PELLE Leather	Tessuto Cliente
BALZARETTI	Sedia Chair	48x54x83h	18,9x21,26x32,68h	0,3	10,594	1,3	741	813	1099	834	574

Nabuk



P 4003 SEQUA TERRA Leather

Leathers



P 665 MARMO Leather P 677 MALT Leather P 656 COTTO Leather P 682 COFFEE Leather



Fabrics Cat. 3



TR020

Cat. 3

CODICE CODE	DESCRIZIONE DESCRIPTION	MISURA cm. MEASURE cm.	MISURA inches (in) MEASURE inches (in)	V m ³	CUBIC FOOT	Tessuto ML 1,4	PRICE Cat. 3	PRICE Cat. 4	PRICE Cat.TOP	PELLE Leafter	Tessuto Cliente
BALZARETTI XL	Sedia Grande Big Chair	53x62x94h	20,87x24,41x37,01h	0,4	14,126	1,5	778	861	1191	885	585

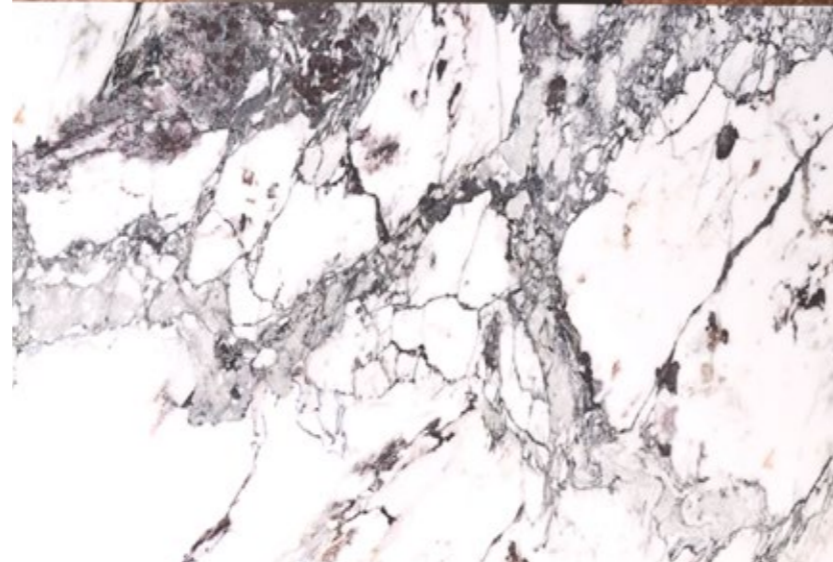
Fabrics Cat. 3



TR500

Cat. 3

CODICE CODE	DESCRIZIONE DESCRIPTION	MISURA cm. MEASURE cm.	MISURA inches (in) MEASURE inches (in)	V m ³	CUBIC FOOT	Tessuto ML 1,4	PRICE Cat. 3	PRICE Cat. 4	PRICE Cat.TOP	PELLE Leafter	Tessuto Cliente
BALZARETTI XL	Sedia Grande Big Chair	53x62x94h	20,87x24,41x37,01h	0,4	14,126	1,5	778	861	1191	885	585



Nabuk



P 4003 SEQUA TERRA Leather

CODICE CODE	DESCRIZIONE DESCRIPTION	MISURA cm. MEASURE cm.	MISURA inches (in) MEASURE inches (in)	V m³	CUBIC FOOT	Tessuto ML 1,4	PRICE Cat. 3	PRICE Cat. 4	PRICE Cat.TOP	PELLE Leafter	Tessuto Cliente
BALZARETTI XL	Sedia Grande Big Chair	53x62x94h	20,87x24,41x37,01h	0,4	14,126	1,5	778	861	1191	885	585

Klab A



Swivel armchair

Poltrona girevole


Metal base, seat upholstered in non-deformable polyurethane foam at different densities, entirely covered with fabric or leather of your choice according to our samples.

Basamento in metallo, seduta imbottita in poliuretano espanso indeformabile a diverse densità, interamente rivestita con tessuto o pelle a scelta secondo il nostro campionario.


Cm (L x P x H)
61 x 70 x 85

Inches (W x D x H)
24,02 x 27,56 x 33,46

Velvet Cat. 4 CR



CR073 Cat. 4 CR077 Cat. 4 CR078 Cat. 4 CR062 Cat. 4 CR231 Cat. 4 CR051 Cat. 4




CR052 Cat. 4 CR024 Cat. 4

Fabrics Cat. 3



TR020 Cat. 3 TR500 Cat. 3

Nabuk



P 4003 SEQUA TERRA Leather


Leathers



P 665 MARMO Leather P 677 MALT Leather P 656 COTTO Leather P 682 COFFEE Leather



Leathers



P 656 COTTO Leather

P 682 COFFEE Leather

CODICE CODE	DESCRIZIONE DESCRIPTION	MISURA cm. MEASURE cm.	MISURA inches (in) MEASURE inches (in)	V m ³	CUBIC FOOT	Tessuto ML 1,4	PRICE Cat. 3	PRICE Cat. 4	PRICE Cat.TOP	PELLE Leahter	Tessuto Cliente
KLAB A	Poltrona girevole Swivel armchair	61x70x85h	24,02x27,56x33,46h	0,5	17,657	2,5	1701	1858	2488	1905	1333



Square armchair

Base and structure in beech wood, metal effect painted base, padded with non-deformable polyurethane foam in different densities, upholstery in fabric or leather of your choice from our samples. Decorative pillow not included.
**** WE RECOMMEND CUSHION SIZE 40x40**

Poltrona quadrata

Basamento e struttura in legno di faggio, basamento verniciato effetto metallo, imbottita in poliuretano espanso a differenti densità indeformabile, rivestimento in tessuto o pelle a scelta dal nostro campionario. Cuscino decorativo non compreso.
****CONSIGLIAMO MISURA CUSCINO 40x40**

Cm (L x P x H)
85 x 75 x 67

Inches (W x D x H)
33,46 x 29,53 x 26,38

Pillow

Core in natural feather. Lining in fabric or leather to choose according to our samples.
 * B with EDGE
 * S without EDGE

Cuscino


Anima in piuma naturale. Fodera in tessuto o pelle da scegliere secondo il nostro campionario.
 * B con BORDO
 * S Senza BORDO

Cm (L x P x H)
40 x 40
60 x 60

Inches (W x D x H)
15,75 x 15,75
15,75 x 15,75




Fabrics Cat. TOP




PF662

Cat. TOP




PF001

Cat. TOP




PF002

Cat. TOP



PF014


Cat. TOP



PF006


Cat. TOP

Fabrics Cat. 3



TR005

Cat. 3




TR025

Cat. 3




TR220

Cat. 3




GL003

Cat. 3




TR031

Cat. 3




TR020

Cat. 3



TR041

Cat. 3



TR040

Cat. 3



TR500


Cat. 3



TR010

Cat. 3

Velvet Cat. 4 CR




CR073 Cat. 4 CR077 Cat. 4 CR078 Cat. 4 CR062 Cat. 4 CR231 Cat. 4 CR051 Cat. 4




CR052 Cat. 4 CR024 Cat. 4

Velvet Cat. 4 LN



LN002 Cat. 4 LN004 Cat. 4 LN005 Cat. 4 LN006 Cat. 4 LN037 Cat. 4 LN014 Cat. 4



LN025 Cat. 4

Nabuk



P 4003 SEQUA TERRA Leather

Leathers




P 665 MARMO Leather P 677 MALT Leather P 656 COTTO Leather P 682 COFFEE Leather

Metal base




Bronzo Lucido (BrL) Cat. D Bronzo Opaco (BrOp) Cat. B Oro Lucido (OroL) Cat. E Oro Opaco (OroOp) Cat. D Oro Anticato Lucido (OroAnL) Cat. E Oro Anticato Opaco (OroAnOp) Cat. D



Bronzo Anticato Lucido (BrAnL) Cat. E Bronzo Anticato Opaco (BrAnOp) Cat. D Castello Lucido (CsL) Cat. E Castello Opaco (CsOp) Cat. D




Fabrics Cat. 3 Metal base Pillow



TR220 Cat. 3 Bronzo Opaco (BrOp) Cat. B LN004 Cat. 4



Velvet Cat. 4 LN Metal base Pillow



CR062 Cat. 4 Bronzo Opaco (BrOp) Cat. B PF662 Cat. TOP

CODICE CODE	DESCRIZIONE DESCRIPTION	MISURA cm. MEASURE cm.	MISURA inches (in) MEASURE inches (in)	V m³	CUBIC FOOT	Tessuto ML 1,4	PRICE Cat. 3	PRICE Cat. 4	PRICE Cat.TOP	PELLE Leafter	Tessuto Cliente
KUMO	Poltrona quadrata Square armchair	85x75x67h	33,46x29,53x26,38h	0,6	21,189	4	3054	3306	4314	3381	2466

CODICE CODE	DESCRIZIONE DESCRIPTION	MISURA cm. MEASURE cm.	MISURA inches (in) MEASURE inches (in)	V m³	CUBIC FOOT	Tessuto ML 1,4	PRICE Cat. 3	PRICE Cat. 4	PRICE Cat.TOP	PELLE Leafter	Tessuto Cliente
CS40X40 B	Cuscino con bordo Pillow with edge	40x40	15,75x15,75	0,01	0,3531	0,6	153	181	295	190	87

Cottonflower Arm



Round armchair

Poltrona rotonda

Structure in beech wood, padded with non-deformable polyurethane foam in different densities, upholstery in fabric or leather chosen from our samples. Decorative cushion not included.

Struttura in legno di faggio, imbottita in poliuretano espanso a differenti densità indeformabile, rivestimento in tessuto o pelle a scelta dal nostro campionario. Cuscino decorativo non compreso.

* Cottonflower ARM F - fixed

* Cottonflower ARM F - fisso

* Cottonflower ARM S - swivel

* Cottonflower ARM S - girevole


** WE RECOMMEND CUSHION SIZE 40x40

** CONSIGLIAMO MISURA CUSCINO 40x40

Cm (L x P x H)
90 x 90 x 75


Inches (W x D x H)
35,43 x 35,43 x 29,53

Fabrics Cat. TOP




PF662

Cat. TOP




PF001

Cat. TOP




PF002

Cat. TOP



PF014


Cat. TOP



PF006


Cat. TOP

Fabrics Cat. 3



TR005

Cat. 3




TR025

Cat. 3




TR031

Cat. 3




TR020

Cat. 3




TR041

Cat. 3



TR040

Cat. 3



TR500


Cat. 3



TR010

Cat. 3

Velvet Cat. 4 CR




CR073 Cat. 4 CR077 Cat. 4 CR078 Cat. 4 CR062 Cat. 4 CR231 Cat. 4 CR051 Cat. 4




CR052 Cat. 4 CR024 Cat. 4

Velvet Cat. 4 LN




LN002 Cat. 4 LN004 Cat. 4 LN005 Cat. 4 LN006 Cat. 4 LN037 Cat. 4 LN014 Cat. 4



LN025 Cat. 4



Fabrics Cat. 3



LN025 Cat. 4

Nabuk



P 4003 SEQUA TERRA Leather

Leathers



P 665 MARMO Leather P 677 MALT Leather P 656 COTTO Leather P 682 COFFEE Leather

CODICE CODE	DESCRIZIONE DESCRIPTION	MISURA cm. MEASURE cm.	MISURA inches (in) MEASURE inches (in)	V m³	CUBIC FOOT	Tessuto ML 1,4	PRICE Cat. 3	PRICE Cat. 4	PRICE Cat.TOP	PELLE Leafter	Tessuto Cliente
COTTONFLOWER ARM S	Poltrona girevole Swivel armchair	90x90x75h	35,43x35,43x29,53h	0,9	31,783	4,00	3029	3281	4289	3355	2441

Cottonflower Modular



	Cm (L x P x H)	Inches (W x D x H)	AW170	AW200	AW230
Modular. Modulo.					
AW170	170 x 103,4 x 75	66,93 x 40,71 x 29,53			
AW200	200 x 109,3 x 75	78,74 x 43,03 x 29,53			
AW230	230 x 113 x 75	90,55 x 44,49 x 29,53			
A140	140 x 140 x 75	55,12 x 55,12 x 29,53			
B120 L / B120 R / S120	120 x 95 x 75	47,24 x 37,40 x 29,53			
B140 L / B140 R	140 x 95 x 75	55,12 x 37,40 x 29,53			
B160 L / B160 R	160 x 95 x 75	62,99 x 37,40 x 29,53			
Decorative cushion					
Cuscino decorativo					
Cm (L x H)		Inches (W x H)			
40 x 40		15,75 x 15,75			
60 x 60		23,62 x 23,62			

Modular sofa	Divano componibile	Cm (L x P x H)	Inches (W x D x H)
Body in beech wood, seats upholstered in non-deformable polyurethane foam at different densities, entirely covered with fabric or leather of your choice according to our samples. Decorative cushions not included to be chosen separately based on the sizes and fabrics available. ** WE RECOMMEND CUSHIONS 60x60 and CUSHIONS 40x40.	Scocca in legno di faggio, sedute imbottite in poliuretano espanso indeformabile a diverse densità, interamente rivestita con tessuto o pelle a scelta secondo il nostro campionario - Cuscini decorativi non compresi da scegliere a parte in base alle misure e tessuti disponibili. ** CONSIGLIAMO CUSCINI 60x60 e CUSCINI 40x40.	Modular sofa Divano componibile	Modular sofa Divano componibile

	Cm (L x P x H)	Inches (W x D x H)	1	2
Composition. Composizione.				
1	407,5 x 139,6 x 75	160,43 x 54,96 x 29,53		
2	467,5 x 190,8 x 75	184,06 x 75,12 x 29,53		
3	364,7 x 159,9 x 75	143,58 x 62,95 x 29,53		
4	449,3 x 161,5 x 75	176,89 x 63,58 x 29,53		
5	380 x 260 x 75	149,61 x 102,36 x 29,53		
6	545,8 x 254,4 x 75	214,88 x 100,16 x 29,53		
7	401,3 x 245 x 75	157,99 x 96,46 x 29,53		
8	467,50 x 190,80 x 75	184,06 x 75,12 x 29,53		
Composed by:				
Composta da:				
n.1 B140 L				
n.1 AW170				
n.1 B140 R				
n.1 B120 L				
n.1 AW230				
n.1 B120 R				

Pillow	Cuscino	Cm (L x P x H)	Inches (W x D x H)
Core in natural feather. Lining in fabric or leather to choose according to our samples. * B with EDGE * S without EDGE	Anima in piuma naturale. Fodera in tessuto o pelle da scegliere secondo il nostro campionario. * B con BORDO * S Senza BORDO	40 x 40 60 x 60	15,75 x 15,75 15,75 x 15,75



	3	4	5	6	7	8
Composed by:						
Composta da:						
n.1 B120 L						
n.1 AW200						
n.1 B120 R						
n.1 B140 L						
n.2 AW230						
n.1 B140 R						
n.1 B120 L						
n.2 AW170						
n.1 B120 R						

Cottonflower



Sofa

Body in beech wood, seats upholstered in non-deformable polyurethane foam at different densities, entirely covered with fabric or leather of your choice according to our samples. Decorative cushions not included to be chosen separately based on the sizes and fabrics available.
**** WE RECOMMEND 2 CUSHIONS 60x60 and 2 CUSHIONS 40x40.**

Divano

Scocca in legno di faggio, sedute imbottite in poliuretano espanso indeformabile a diverse densità, interamente rivestita con tessuto o pelle a scelta secondo il nostro campionario - Cuscini decorativi non compresi da scegliere a parte in base alle misure e tessuti disponibili.
**** CONSIGLIAMO 2 CUSCINI 60x60 e 2 CUSCINI 40x40.**

Cm (L x P x H)
 200 x 95 x 75
 240 x 95 x 75
 280 x 95 x 75

Inches (W x D x H)
 78,74 x 37,40 x 29,53
 94,49 x 37,40 x 29,53
 110,24 x 37,40 x 29,53

Pillow

Core in natural feather. Lining in fabric or leather to choose according to our samples.
 * B with EDGE
 * S without EDGE

Cuscino


Anima in piuma naturale. Fodera in tessuto o pelle da scegliere secondo il nostro campionario.
 * B con BORDO
 * S Senza BORDO

Cm (L x P x H)
 40 x 40
 60 x 60

Inches (W x D x H)
 15,75 x 15,75
 15,75 x 15,75




Fabrics Cat. TOP




PF662

Cat. TOP




PF001

Cat. TOP




PF002

Cat. TOP



PF014


Cat. TOP



PF006


Cat. TOP

Fabrics Cat. 3



TR005

Cat. 3




TR025

Cat. 3




TR031

Cat. 3




TR020

Cat. 3




TR041

Cat. 3



TR040

Cat. 3



TR500


Cat. 3



TR010

Cat. 3

Velvet Cat. 4 CR




CR073 Cat. 4 CR077 Cat. 4 CR078 Cat. 4 CR062 Cat. 4 CR231 Cat. 4 CR051 Cat. 4




CR052 Cat. 4 CR024 Cat. 4

Velvet Cat. 4 LN




LN002 Cat. 4 LN004 Cat. 4 LN005 Cat. 4 LN006 Cat. 4 LN037 Cat. 4 LN014 Cat. 4



LN025 Cat. 4

Nabuk



P 4003 SEQUA TERRA Leather

Leathers



P 665 MARMO Leather



P 677 MALT Leather




P 656 COTTO Leather



P 682 COFFEE Leather



Fabrics Cat. 3



TR500

Pillow



Cat. 3 LN014



Cat. 4 LN025

Cat. 4


CODICE CODE	DESCRIZIONE DESCRIPTION	MISURA cm. MEASURE cm.	MISURA inches (in) MEASURE inches (in)	V m³	CUBIC FOOT	Tessuto ML 1,4	PRICE Cat. 3	PRICE Cat. 4	PRICE Cat.TOP	PELLE Leafter	Tessuto Cliente
COTTONFLOWER 200	Divano 200 Sofa 200	200x95x75h	78.74x37.4x29.53h	1,9	67,098	8	4284	4788	6804	4938	3108
COTTONFLOWER 240	Divano 240 Sofa 240	240x95x75h	94.49x37.4x29.53h	2,2	77,692	8,5	4767	5303	7445	5462	3518

CODICE CODE	DESCRIZIONE DESCRIPTION	MISURA cm. MEASURE cm.	MISURA inches (in) MEASURE inches (in)	V m³	CUBIC FOOT	Tessuto ML 1,4	PRICE Cat. 3	PRICE Cat. 4	PRICE Cat.TOP	PELLE Leafter	Tessuto Cliente
CS40X40 B	Cuscino con bordo Pillow with edge	40x40	15.75x15.75	0,01	0,3531	0,6	153	181	295	190	87
CS60X60 B	Cuscino con bordo Pillow with edge	60x60	23.62x23.62	0,02	0,7063	1,0	210	257	446	271	99



Fabrics Cat. 3

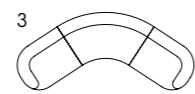
Pillow



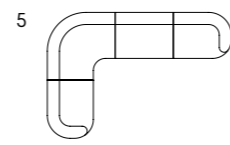
TR005

Cat. 3 PF662

Cat. TOP P 656 COTTO Leather



Composed by:
Composta da:
n.1 B120 L
n.1 AW200
n.1 B120 R



Composed by:
Composta da:
n.1 B120 L
n.1 A140
n.1 S120
n.1 B120 R

	CODICE CODE	DESCRIZIONE DESCRIPTION	MISURA cm. MEASURE cm.	MISURA inches (in) MEASURE inches (in)	V m³	CUBIC FOOT	Tessuto ML 1,4	PRICE Cat. 3	PRICE Cat. 4	PRICE Cat.TOP	PELLE Leafter	Tessuto Cliente
3	n.1 B120 L n.1 AW200 n.1 B120 R	Divano componibile Modular sofa	364,7x159,9x75h	143,58x62,95x29,53h	4,3	151,85	14,50	8084	8998	12652	9269	5953
5	n.1 B120 L n.1 A140 n.1 S120 n.1 B120 R	Divano componibile Modular sofa	380x260x75h	149,61x102,36x29,53h	5,6	197,76	20,50	10666	11958	17124	12340	7653

CODICE CODE	DESCRIZIONE DESCRIPTION	MISURA cm. MEASURE cm.	MISURA inches (in) MEASURE inches (in)	V m³	CUBIC FOOT	Tessuto ML 1,4	PRICE Cat. 3	PRICE Cat. 4	PRICE Cat.TOP	PELLE Leafter	Tessuto Cliente
CS40X40 B	Cuscino con bordo Pillow with edge	40x40	15,75x15,75	0,01	0,3531	0,6	153	181	295	190	87
CS60X60 B	Cuscino con bordo Pillow with edge	60x60	23,62x23,62	0,02	0,7063	1,0	210	257	446	271	99

Shark Modular



	Cm (L x P x H) Modular. Modulo.	Inches (W x D x H) Modular. Modulo.			
BA225 L / BA225 R	225 x 165 x 70	88,58 x 64,96 x 27,56	BA225 L	BA225 R	SA222
SA222	222 x 165 x 70	87,40 x 64,96 x 27,56			
A140	140 x 140 x 70	55,12 x 55,12 x 27,56	A140	S120	
S120	120 x 95 x 70	47,24 x 37,40 x 27,56			
B120 L / B120 R	120 x 95 x 70	47,24 x 37,40 x 27,56	B120 L	B120 R	
B140 L / B140 R	140 x 95 x 70	55,12 x 37,40 x 27,56			
	Decorative cushion Cuscino decorativo Cm (L x H) 40 x 40	Decorative cushion Cuscino decorativo Inches (W x H) 15,75 x 15,75	B140 L	B140 R	
	60 x 60	23,62 x 23,62			

Modular sofa	Divano componibile	Cm (L x P x H) Modular sofa Divano componibile	Inches (L x P x H) Modular sofa Divano componibile
Base and shell in beech wood, metal tips, seats upholstered in non-deformable polyurethane foam at different densities, entirely covered with fabric or leather of your choice according to our samples - Decorative cushions not included, to be chosen separately based on the sizes and fabrics available. ** WE RECOMMEND CUSHIONS 60x60 and CUSHIONS 40x40.	Basamento e scocca in legno di faggio, puntali in metallo, sedute imbottite in poliuretano espanso indeformabile a diverse densità, interamente rivestita con tessuto o pelle a scelta secondo il nostro campionario. Cuscini decorativi non compresi da scegliere a parte in base alle misure e tessuti disponibili. ** CONSIGLIAMO CUSCINI 60x60 e CUSCINI 40x40.		

	Cm (L x P x H) Composition. Composizione.	Inches (W x D x H) Composition. Composizione.	1	2
1	400 x 95 x 70	157,48 x 37,40 x 27,56		
2	358,2 x 165,3 x 70	141,02 x 65,08 x 27,56	Composed by: Composta da: n.1 B140 L n.1 S120 n.1 B140 R	Composed by: Composta da: n.1 B140 L n.1 BA225 R
3	380 x 280 x 70	149,60 x 110,24 x 27,56		
4	280 x 280 x 70	110,24 x 110,24 x 27,56	Composed by: Composta da: n.1 B140 L n.1 A140 n.1 S120 n.1 B120 R	Composed by: Composta da: n.1 B140 L n.1 A140 n.1 B140 R
5	479,2 x 186,7 x 70	188,66 x 73,50 x 27,56		
6	436,4 x 165,3 x 70	171,81 x 65,08 x 27,56	Composed by: Composta da: n.1 B140 L n.1 SA222 n.1 B140 R	Composed by: Composta da: n.1 BA225 L n.1 BA225 R

Pillow	Cuscino	Cm (L x P x H) 40 x 40 60 x 60	Inches (W x D x H) 15,75 x 15,75 15,75 x 15,75
Core in natural feather. Lining in fabric or leather to choose according to our samples. * B with EDGE * S without EDGE	Anima in piuma naturale. Fodera in tessuto o pelle da scegliere secondo il nostro campionario. * B con BORDO * S Senza BORDO		

Shark



Sofa

Base and shell in beech wood, metal tips, seats upholstered in non-deformable polyurethane foam at different densities, entirely covered with fabric or leather of your choice according to our samples - Decorative cushions not included, to be chosen separately based on the sizes and fabrics available.
**** WE RECOMMEND 2 CUSHIONS 60x60 and 2 CUSHIONS 40x40.**

Divano

Basamento e scocca in legno di faggio, puntali in metallo, sedute imbottite in poliuretano espanso indeformabile a diverse densità, interamente rivestita con tessuto o pelle a scelta secondo il nostro campionario. Cuscini decorativi non compresi da scegliere a parte in base alle misure e tessuti disponibili.
**** CONSIGLIAMO 2 CUSCINI 60x60 e 2 CUSCINI 40x40.**

Cm (L x P x H)
 200 x 95 x 70
 240 x 95 x 70
 280 x 95 x 70

Inches (W x D x H)
 78,74 x 37,40 x 27,56
 94,49 x 37,40 x 27,56
 110,24 x 37,40 x 27,56

Pillow

Core in natural feather. Lining in fabric or leather to choose according to our samples.
 * B with EDGE
 * S without EDGE

Cuscino

Anima in piuma naturale. Fodera in tessuto o pelle da scegliere secondo il nostro campionario.
 * B con BORDO
 * S Senza BORDO



Cm (L x P x H)
 40 x 40
 60 x 60

Inches (W x D x H)
 15,75 x 15,75
 15,75 x 15,75

Base



Bianco Lucido (BL)
 Cat. D

Bianco Opaco (BOP)
 Cat. B

Cappuccino Lucido (CCL)
 Cat. D

Cappuccino Opaco (CCOP)
 Cat. B

Ebano Scuro Lucido (ELS)
 Cat. D


Ebano Scuro Opaco (EOps)
 Cat. B



Metallizzato Lucido (Mtl)
 Cat. E

Metallizzato Opaco (MtOp)
 Cat. B

Metal legs



Bronzo Lucido (BrL)
 Cat. D


Bronzo Opaco (BrOp)
 Cat. B

Oro Lucido (OroL)
 Cat. E

Oro Opaco (OroOp)
 Cat. D

Oro Anticato Lucido (OroAnL)
 Cat. E

Oro Anticato Opaco (OroAnOp)
 Cat. D



Bronzo Anticato Lucido (BrAnL)
 Cat. E

Bronzo Anticato Opaco (BrAnOp)
 Cat. D

Castello Lucido (CsL)
 Cat. E

Castello Opaco (CsOp)
 Cat. D

Legs



Oro Champagne




Canna di Fucile

Fabrics Cat. TOP



PF662 Cat. TOP



PF001 Cat. TOP PF002 Cat. TOP PF014 Cat. TOP PF006 Cat. TOP

Fabrics Cat. 3



TR005 Cat. 3 TR025 Cat. 3




TR220 Cat. 3 GL003 Cat. 3 TR031 Cat. 3 TR020 Cat. 3 TR041 Cat. 3 TR040 Cat. 3



TR500 Cat. 3 TR010 Cat. 3

Velvet Cat. 4 CR




CR073 Cat. 4 CR077 Cat. 4 CR078 Cat. 4 CR062 Cat. 4 CR231 Cat. 4 CR051 Cat. 4




CR052 Cat. 4 CR024 Cat. 4

Velvet Cat. 4 LN



LN002 Cat. 4 LN004 Cat. 4 LN005 Cat. 4 LN006 Cat. 4 LN037 Cat. 4 LN014 Cat. 4



LN025 Cat. 4

Nabuk



P 4003 SEQUA TERRA Leather

Leathers



P 665 MARMO Leather P 677 MALT Leather P 656 COTTO Leather P 682 COFFEE Leather



Fabrics Cat. 3 Pillow



TR010 Cat. 3 LN002 Cat. 4 LN004 Cat. 4

Base Legs



Ebano Scuro Lucido (ELS) Canna di Fucile Cat. D

CODICE CODE	DESCRIZIONE DESCRIPTION	MISURA cm. MEASURE cm.	MISURA inches (in) MEASURE inches (in)	V m³	CUBIC FOOT	Tessuto ML 1,4	PRICE Cat. 3	PRICE Cat. 4	PRICE Cat.TOP	PELLE Leafter	Tessuto Cliente
SHARK 280	Divano 280 Sofa 280	280x95x74h	110,24x37,4x29,13h	2,4	84,755	11	6316	7009	9781	7215	4699

CODICE CODE	DESCRIZIONE DESCRIPTION	MISURA cm. MEASURE cm.	MISURA inches (in) MEASURE inches (in)	V m³	CUBIC FOOT	Tessuto ML 1,4	PRICE Cat. 3	PRICE Cat. 4	PRICE Cat.TOP	PELLE Leafter	Tessuto Cliente
CS40X40 B	Cuscino con bordo Pillow with edge	40x40	15,75x15,75	0,01	0,3531	0,6	153	181	295	190	87
CS60X60 B	Cuscino con bordo Pillow with edge	60x60	23,62x23,62	0,02	0,7063	1,0	210	257	446	271	99



Fabrics Cat. 3

Pillow



GL003

Cat. 3 LN002

Cat. 4 LN004

Cat. 4

Base



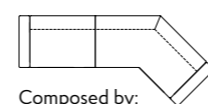
Ebano Scuro Lucido (ELS)
Cat. D

Legs



Canna di Fucile
Cat. D

2



Composed by:
Composta da:
n.1 B140 L
n.1 BA225 R

	CODICE CODE	DESCRIZIONE DESCRIPTION	MISURA cm. MEASURE cm.	MISURA inches (in) MEASURE inches (in)	V m ³	CUBIC FOOT	Tessuto ML 1,4	PRICE Cat. 3	PRICE Cat. 4	PRICE Cat.TOP	PELLE Leafter	Tessuto Cliente
2	SHARK Modular n.1 B140 L n.1 BA225 R	Divano componibile Modular sofa	358,2x165,3x70h	141,02x65,08x27,56h	4,6	162,45	13,5	8697	9547	12949	9799	6712

CODICE CODE	DESCRIZIONE DESCRIPTION	MISURA cm. MEASURE cm.	MISURA inches (in) MEASURE inches (in)	V m ³	CUBIC FOOT	Tessuto ML 1,4	PRICE Cat. 3	PRICE Cat. 4	PRICE Cat.TOP	PELLE Leafter	Tessuto Cliente
CS40X40 B	Cuscino con bordo Pillow with edge	40x40	15,75x15,75	0,01	0,3531	0,6	153	181	295	190	87
CS60X60 B	Cuscino con bordo Pillow with edge	60x60	23,62x23,62	0,02	0,7063	1,0	210	257	446	271	99



Pouf

Structure in beech wood, padded with non-deformable polyurethane foam in different densities, entirely covered in fabric or leather according to our samples. Handle in painted wood with metal effect.

Pouf

Struttura in legno di faggio, imbottito con poliuretano espanso a differenti densità indeformabile, interamente rivestito in tessuto o pelle a scelta secondo il nostro campionario. Maniglia in legno verniciato effetto metallo.

Cm (L x P x H)
40 x 40 x 46

Inches (W x D x H)
15,75 x 15,75 x 18,11



Little bench

Structure in beech wood, padded with non-deformable polyurethane foam in different densities, entirely covered in fabric or leather according to our samples. metal effect wooden handle.

Panchetta

Struttura in legno di faggio, imbottito con poliuretano espanso a differenti densità indeformabile, interamente rivestito in tessuto o pelle a scelta secondo il nostro campionario. maniglia in legno effetto metallo.


Cm (L x P x H)
Little bench
Panchetta
100 x 40 x 46
120 x 40 x 46

Inches (W x D x H)
Little bench
Panchetta
39,37 x 15,75 x 18,11
47,24 x 15,75 x 18,11

Handle




Bronzo Lucido (BrL) Cat. D Bronzo Opaco (BrOp) Cat. B Oro Lucido (OroL) Cat. E Oro Opaco (OroOp) Cat. D Oro Anticato Lucido (OroAnL) Cat. E Oro Anticato Opaco (OroAnOp) Cat. D



Bronzo Anticato Lucido (BrAnL) Cat. E Bronzo Anticato Opaco (BrAnOp) Cat. D Castello Lucido (CsL) Cat. E Castello Opaco (CsOp) Cat. D




Fabrics Cat. TOP



PF001 Cat. TOP PF002 Cat. TOP PF014 Cat. TOP PF006 Cat. TOP

Fabrics Cat. TOP Handle



PF001 Cat. TOP Bronzo Opaco (BrOp) Cat. B

CODICE CODE	DESCRIZIONE DESCRIPTION	MISURA cm. MEASURE cm.	MISURA inches (in) MEASURE inches (in)	V m³	CUBIC FOOT	Tessuto ML 1,4	PRICE Cat. 3	PRICE Cat. 4	PRICE Cat.TOP	PELLE Leafter	Tessuto Cliente
CUSI	Pouf Pouf	40x40x46h	15,75x15,75x18,11h	0,15	5,2972	1,3	760	842	1169	866	569




Fabrics Cat. TOP Handle



PF006 Cat. TOP Bronzo Opaco (BrOp) Cat. B

Fabrics Cat. TOP Handle



PF014 Cat. TOP Bronzo Opaco (BrOp) Cat. B



Fabrics Cat. TOP Handle



PF001 Cat. TOP Bronzo Opaco (BrOp) Cat. B

CODICE CODE	DESCRIZIONE DESCRIPTION	MISURA cm. MEASURE cm.	MISURA inches (in) MEASURE inches (in)	V m³	CUBIC FOOT	Tessuto ML 1,4	PRICE Cat. 3	PRICE Cat. 4	PRICE Cat.TOP	PELLE Leafter	Tessuto Cliente
CUSI	Pouf Pouf	40x40x46h	15,75x15,75x18,11h	0,15	5,2972	1,3	760	842	1169	866	569

CODICE CODE	DESCRIZIONE DESCRIPTION	MISURA cm. MEASURE cm.	MISURA inches (in) MEASURE inches (in)	V m³	CUBIC FOOT	Tessuto ML 1,4	PRICE Cat. 3	PRICE Cat. 4	PRICE Cat.TOP	PELLE Leafter	Tessuto Cliente
CUSI XL 100	Panchetta Little bench	100x40x46h	39,37x15,75x18,11h	0,25	8,8287	2	1059	1185	1689	1222	765

Winch



Little bench

Beech wood base with metal tips, padded with non-deformable polyurethane foam of different densities with 2 FIXED round cushions, entirely covered in fabric or leather according to our samples.

Panchetta

Basamento in legno di faggio con puntali in metallo, imbottita con poliuretano espanso a differenti densità indeformabile con 2 cuscini rotondi FISSI, interamente rivestita in tessuto o pelle a scelta secondo il nostro campionario.

Cm (L x P x H)
140 x 47 x 49

Inches (W x D x H)
55,12 x 18,50 x 19,29

Base



Bianco Lucido (BL)
Cat. D

Bianco Opaco (BOp)
Cat. B

Cappuccino Lucido (Ccl)
Cat. D

Cappuccino Opaco (CcOp)
Cat. B

Ebano Scuro Lucido (ELS)
Cat. D


Ebano Scuro Opaco (EOps)
Cat. B



Metallizzato Lucido (MtL)
Cat. E

Metallizzato Opaco (MtOp)
Cat. B

Metal legs



Bronzo Lucido (BrL)
Cat. D


Bronzo Opaco (BrOp)
Cat. B

Oro Lucido (OroL)
Cat. E

Oro Opaco (OroOp)
Cat. D

Oro Anticato Lucido (OroAnL)
Cat. E

Oro Anticato Opaco (OroAnOp)
Cat. D



Bronzo Anticato Lucido (BrAnL)
Cat. E

Bronzo Anticato Opaco (BrAnOp)
Cat. D

Castello Lucido (CsL)
Cat. E

Castello Opaco (CsOp)
Cat. D

Legs



Oro Champagne



Canna di Fucile


Fabrics Cat. 3



TR005 Cat. 3 TR025 Cat. 3




TR220 Cat. 3 GL003 Cat. 3 TR031 Cat. 3 TR020 Cat. 3 TR041 Cat. 3 TR040 Cat. 3



TR500 Cat. 3 TR010 Cat. 3

Velvet Cat. 4 CR




CR073 Cat. 4 CR077 Cat. 4 CR078 Cat. 4 CR062 Cat. 4 CR231 Cat. 4 CR051 Cat. 4




CR052 Cat. 4 CR024 Cat. 4

Velvet Cat. 4 LN



LN002 Cat. 4 LN004 Cat. 4 LN005 Cat. 4 LN006 Cat. 4 LN037 Cat. 4 LN014 Cat. 4



LN025 Cat. 4

Nabuk



P 4003 SEQUA TERRA Leather

Leathers



P 665 MARMO Leather

P 677 MALT Leather

P 656 COTTO Leather


P 682 COFFEE Leather



Nabuk Velvet Cat. 4 LN Fabrics Cat. 3 Base Legs



P 4003 SEQUA TERRA Leather LN004 Cat. 4 TR020 Cat. 3




Ebano Scuro Lucido (ELS) Cat. D Canna di Fucile

CODICE CODE	DESCRIZIONE DESCRIPTION	MISURA cm. MEASURE cm.	MISURA inches (in) MEASURE inches (in)	V m ³	CUBIC FOOT	Tessuto ML 1,4	PRICE Cat. 3	PRICE Cat. 4	PRICE Cat.TOP	PELLE Leather	Tessuto Cliente
WINCH	Panchetta Little bench	140x47x49h	55,12x18,5x19,29h	0,45	15,892	2,5	1875	2033	2663	2079	1508



Fabrics Cat. 3 Leathers Base Legs



TR025 Cat. 3 P 656 COTTO Leather



Ebano Scuro Lucido (ELS) Cat. D Canna di Fucile

CODICE CODE	DESCRIZIONE DESCRIPTION	MISURA cm. MEASURE cm.	MISURA inches (in) MEASURE inches (in)	V m ³	CUBIC FOOT	Tessuto ML 1,4	PRICE Cat. 3	PRICE Cat. 4	PRICE Cat.TOP	PELLE Leather	Tessuto Cliente
WINCH	Panchetta Little bench	140x47x49h	55,12x18,5x19,29h	0,45	15,892	2,5	1875	2033	2663	2079	1508

Skat



Round coffee table

Structure in striped linden wood, base in varnished wood, top available in wood, 20 mm marble or 6 mm marble effect ceramic, to be chosen according to our samples and product data sheets.

Tavolino rotondo

Struttura in legno di tiglio rigato, basamento in legno verniciato, piano a scelta tra legno, marmo 20 mm o ceramica effetto marmo 6 mm, da scegliere secondo il nostro campionario e schede tecniche del prodotto.

Cm (Ø x H)
80 x 31,5
100 x 24,5


Wood top
Piano in legno

Ceramic top
Piano in ceramica

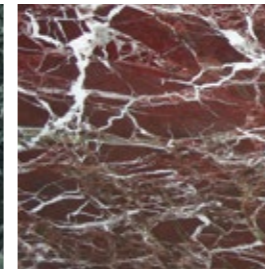
Marble top
Piano in marmo

Inches (Ø x H)
31,5 x 12,4
39,4 x 9,6


Marble top



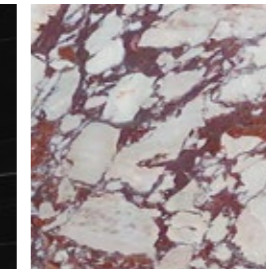
Verde Alpi




Rosso Levante



Sahara Noir



Calacatta Viola



Frappuccino




Calacatta Oro




Calacatta Carrara


Ceramic top



Golden White



Capraia




Sahara Noir


Edge



Bianco Lucido (BL) Cat. D Bianco Opaco (BOp) Cat. B Cappuccino Lucido (Ccl) Cat. D Cappuccino Opaco (CcOp) Cat. B Ebano Scuro Lucido (ELS) Cat. D Ebano Scuro Opaco (EOps) Cat. B



Metallizzato Lucido (Mtl) Cat. E Metallizzato Opaco (MtOp) Cat. B Rosso Lucido (Rsl) Cat. E Rosso Opaco (RsOp) Cat. B Verde Lucido (VrL) Cat. E Verde Opaco (VrOp) Cat. B




Bronzo Anticato Lucido (BrAnL) Cat. E Bronzo Anticato Opaco (BrAnOp) Cat. D



Ceramic top

Edge


Metal base




Sahara Noir

Ebano Scuro Lucido (ELS) Cat. D Bronzo Opaco (BrOp) Cat. B

Metal base and Top



Bronzo Lucido (BrL) Cat. D Bronzo Opaco (BrOp) Cat. B Oro Lucido (OroL) Cat. E Oro Opaco (OroOp) Cat. D Oro Anticato Lucido (OroAnL) Cat. E Oro Anticato Opaco (OroAnOp) Cat. D



Bronzo Anticato Lucido (BrAnL) Cat. E Bronzo Anticato Opaco (BrAnOp) Cat. D Castello Lucido (CsL) Cat. E Castello Opaco (CsOp) Cat. D


CODICE CODE	DESCRIZIONE DESCRIPTION	MISURA cm. MEASURE cm.	MISURA inches (in) MEASURE inches (in)	V m ³	CUBIC FOOT	PRICE list Cat. B	PRICE list Cat. D	PRICE list Cat. E
SKAT Ø100 MR Sahara Noir	Tavolino rotondo Ø100 marmo Round coffee table Ø100 marble	100x100x24,5h	39,37x39,37x9,65h	0,31	11,11	4647	4773	4839



Marble top

Edge

Metal base



Calacatta Carrara

Ebano Scuro Lucido (ELS) Cat. D Bronzo Opaco (BrOp) Cat. B

CODICE CODE	DESCRIZIONE DESCRIPTION	MISURA cm. MEASURE cm.	MISURA inches (in) MEASURE inches (in)	V m ³	CUBIC FOOT	PRICE list Cat. B	PRICE list Cat. D	PRICE list Cat. E
SKAT Ø100 MR Calacatta Carrara	Tavolino rotondo Ø100 marmo Round coffee table Ø100 marble	100x100x24,5h	39,37x39,37x9,65h	0,31	11,11	5562	5687	5753



Square coffee table

Structure in striped linden wood, base in painted wood with metal effect or upholstered in leather, top to be chosen from wood, marble 20 mm, ceramic with marble effect 6mm, to be chosen according to our samples and product data sheets.

Tavolino quadrato

Struttura in legno di tiglio rigato, basamento in legno verniciato effetto metallo o rivestito in pelle, piano a scelta tra legno, marmo 20 mm, ceramica effetto marmo 6mm, da scegliere secondo il nostro campionario e schede tecniche del prodotto.

Cm (L x P x H)
70 x 70 x 46,5
90 x 90 x 33,1


Wood top
Piano in legno

Ceramic top
Piano in ceramica

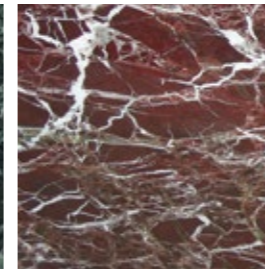
Marble top
Piano in marmo

Inches (W x D x H)
27,6 x 27,6 x 18,3
35,4 x 35,4 x 13,0


Marble top



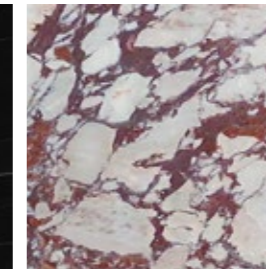
Verde Alpi




Rosso Levante



Sahara Noir



Calacatta Viola



Frappuccino




Calacatta Oro




Calacatta Carrara


Ceramic top



Golden White




Capraia




Sahara Noir

Nabuk




P 4003 SEQUA TERRA Leather

Leathers



P 665 MARMO Leather



P 677 MALT Leather



P 656 COTTO Leather




P 682 COFFEE Leather


Edge



Bianco Lucido (BL) Cat. D Bianco Opaco (BOP) Cat. B Cappuccino Lucido (CCL) Cat. D Cappuccino Opaco (CCOP) Cat. B Ebano Scuro Lucido (ELS) Cat. D Ebano Scuro Opaco (EOps) Cat. B




Metallizzato Lucido (Mtl) Cat. E Metallizzato Opaco (MtOp) Cat. B Rosso Lucido (RSL) Cat. E Rosso Opaco (RSOP) Cat. B Verde Lucido (VrL) Cat. E Verde Opaco (VrOp) Cat. B




Bronzo Anticato Lucido (BrAnL) Cat. E Bronzo Anticato Opaco (BrAnOp) Cat. D

Metal base and top




Bronzo Lucido (BrL) Cat. D Bronzo Opaco (BrOp) Cat. B Oro Lucido (OroL) Cat. E Oro Opaco (OroOp) Cat. D Oro Anticato Lucido (OroAnL) Cat. E Oro Anticato Opaco (OroAnOp) Cat. D



Bronzo Anticato Lucido (BrAnL) Cat. E Bronzo Anticato Opaco (BrAnOp) Cat. D Castello Lucido (CsL) Cat. E Castello Opaco (CsOp) Cat. D




Marble top



Castello Opaco (CsOp) Cat. D

Edge




Ebano Scuro Lucido (ELS) Cat. D

Nabuk base




P 4003 SEQUA TERRA Leather

Marble top




Sahara Noir

Edge



Ebano Scuro Lucido (ELS) Cat. D

Metal base



Bronzo Opaco (BrOp) Cat. B

CODICE CODE	DESCRIZIONE DESCRIPTION	MISURA cm. MEASURE cm.	MISURA inches (in) MEASURE inches (in)	V m ³	CUBIC FOOT	PRICE list Cat. B	PRICE list Cat. D	PRICE list Cat. E
BLOK 90 LEGNO	Tavolino quadrato 90 legno laccato Square coffee table 90 lacquered wood	90x90x33,1h	35,43x35,43x13,03h	0,34	12,04	1626	1710	1755
BLOK 70 MR Sahara Noir	Tavolino quadrato 70 marmo Square coffee table 70 marble	70x70x46,5h	27,56x27,56x18,31h	0,29	10,20	2895	3002	3058



Marble top Edge Metal base



Sahara Noir Ebano Scuro Lucido (ELS) Cat. D Bronzo Opaco (BrOp) Cat. B

Marble top Edge Leathers base



Castello Opaco (CsOp) Cat. D Ebano Scuro Lucido (ELS) Cat. D P 656 COTTO Leather



Marble top Edge Metal base



Castello Opaco (CsOp) Cat. D Ebano Scuro Lucido (ELS) Cat. D Bronzo Opaco (BrOp) Cat. B

CODICE CODE	DESCRIZIONE DESCRIPTION	MISURA cm. MEASURE cm.	MISURA inches (in) MEASURE inches (in)	V m ³	CUBIC FOOT	PRICE list Cat. B	PRICE list Cat. D	PRICE list Cat. E
BLOK 70 LACATO	Tavolino quadrato 70 legno laccato Square coffee table 70 lacquered wood	70x70x46,5h	27,56x27,56x18,31h	0,29	10,20	1393	1462	1498

CODICE CODE	DESCRIZIONE DESCRIPTION	MISURA cm. MEASURE cm.	MISURA inches (in) MEASURE inches (in)	V m ³	CUBIC FOOT	PRICE list Cat. B	PRICE list Cat. D	PRICE list Cat. E
BLOK 90 MR Sahara Noir	Tavolino quadrato 90 marmo Square coffee table 90 marble	90x90x33,1h	35,43x35,43x13,03h	0,34	12,04	3803	3972	4061
BLOK 70 LACATO	Tavolino quadrato 70 legno laccato Square coffee table 70 lacquered wood	70x70x46,5h	27,56x27,56x18,31h	0,29	10,20	1393	1462	1498

Zag



Column coffee table

Tavolino colonna

Turned linden wood, with metal effect painted wooden base, color combinations to choose from according to our samples and product data sheets.

Legno di tiglio tornito, con base in legno verniciato effetto metallo, combinazioni colori da scegliere secondo il nostro campionario e schede tecniche del prodotto.

Cm (Ø x H)
40 x 50
50 x 40

Inches (Ø x H)
15,7 x 19,7
19,7 x 15,7

Ozoo



Little table with glass

Tavolino con vetro

Base in turned linden wood, top in 10 mm tempered glass with polished edge with metal tray, color combinations to choose from according to our samples and product data sheets.

Base in legno di tiglio tornito, piano in vetro temperato 10 mm filo lucido con vassoio in metallo, combinazioni colori da scegliere secondo il nostro campionario e schede tecniche del prodotto.


Cm (Ø x H)
Coffee table with glass
Tavolino con vetro
52 x 52
70 x 43
100 x 37

Inches (Ø x H)
Coffee table with glass
Tavolino con vetro
20,5 x 20,5
27,6 x 16,9
39,4 x 14,6


Edge



Bianco Lucido (BL) Cat. D Bianco Opaco (BOP) Cat. B Cappuccino Lucido (CCL) Cat. D Cappuccino Opaco (CCOP) Cat. B Ebano Scuro Lucido (ELS) Cat. D Ebano Scuro Opaco (EOps) Cat. B



Metallizzato Lucido (MTL) Cat. E Metallizzato Opaco (MTOp) Cat. B Rosso Lucido (RSL) Cat. E Rosso Opaco (RSOp) Cat. B Verde Lucido (VrL) Cat. E Verde Opaco (VrOp) Cat. B




Bronzo Anticato Lucido (BRAnL) Cat. E Bronzo Anticato Opaco (BRAnOp) Cat. D

Metal top



Bronzo Lucido (BrL) Cat. D Bronzo Opaco (BrOp) Cat. B Oro Lucido (OroL) Cat. E Oro Opaco (OroOp) Cat. D Oro Anticato Lucido (OroAnL) Cat. E Oro Anticato Opaco (OroAnOp) Cat. D




Bronzo Anticato Lucido (BRAnL) Cat. E Bronzo Anticato Opaco (BRAnOp) Cat. D Castello Lucido (CsL) Cat. E Castello Opaco (CsOp) Cat. D



Edge


Metal base



Rosso Lucido (RSL) Cat. E Bronzo Opaco (BrOp) Cat. B


Edge

Metal base




Verde Lucido (VrL) Cat. E Bronzo Opaco (BrOp) Cat. B

CODICE CODE	DESCRIZIONE DESCRIPTION	MISURA cm. MEASURE cm.	MISURA inches (in) MEASURE inches (in)	V m ³	CUBIC FOOT	PRICE list Cat. B	PRICE list Cat. D	PRICE list Cat. E
ZAG Ø40	Tavolino Colonna Ø40 Column coffee table Ø40	40x40x50h	15,75x15,75x19,69h	0,12	4,11	1192	1255	1288
ZAG Ø50	Tavolino Colonna Ø50 Column coffee table Ø50	50x50x40h	19,69x19,69x15,75h	0,14	4,98	1307	1376	1412



Metal top Edge



Bronzo Opaco (BrOp) Cat. B Metallizzato Lucido (MtL) Cat. E

CODICE CODE	DESCRIZIONE DESCRIPTION	MISURA cm. MEASURE cm.	MISURA inches (in) MEASURE inches (in)	V m³	CUBIC FOOT	PRICE list Cat. B	PRICE list Cat. D	PRICE list Cat. E
OZOO Ø52	Tavolino con vetro Ø52H52 Little table with glass Ø52H52	52x52x52h	20,47x20,47x20,47h	0,18	6,20	1621	1683	1716




Metal top Edge



Bronzo Opaco (BrOp) Cat. B Ebano Scuro Lucido (ELS) Cat. D

CODICE CODE	DESCRIZIONE DESCRIPTION	MISURA cm. MEASURE cm.	MISURA inches (in) MEASURE inches (in)	V m³	CUBIC FOOT	PRICE list Cat. B	PRICE list Cat. D	PRICE list Cat. E
OZOO Ø52	Tavolino con vetro Ø52H52 Little table with glass Ø52H52	52x52x52h	20,47x20,47x20,47h	0,18	6,20	1621	1683	1716

Shine circular



Round mirror
 In painted MDF wood.
 Possibility of choosing between the smoked, bronze or clear mirror with retractable and dimmable vertical LED light.

Specchiera rotonda
 In legno MDF verniciato.
 Possibilità di scelta tra lo specchio fumè, bronzo o chiaro con Luce LED verticale a scomparsa e dimmerabile.

Cm (Ø x P)	Inches (Ø x D)
80 x 5	31,5 x 2,0
120 x 5	47,2 x 2,0
160 x 5	63,0 x 2,0

Shine square



Square mirror
 In painted MDF wood.
 Possibility of choosing between the smoked, bronze or clear mirror with retractable and dimmable vertical LED light.

Specchiera quadrata
 In legno MDF verniciato.
 Possibilità di scelta tra lo specchio fumè, bronzo o chiaro con Luce LED verticale a scomparsa e dimmerabile.

Cm (L x P x H)	Inches (W x D x H)
80 x 5 x 80	31,5 x 2,0 x 31,5
110 x 5 x 110	43,3 x 2,0 x 43,3

Shine rectangular



Rectangular mirror

Specchiera rettangolare

In painted MDF wood.
Possibility of choosing between
the smoked, bronze or clear
mirror with retractable and
dimnable vertical LED light.

In legno MDF verniciato.
Possibilità di scelta tra lo spec-
chio fumè, bronzo o chiaro con
Luce LED verticale a scomparsa
e dimmerabile.

Cm (L x P x H)
90 x 5 x 200

Inches (W x D x H)
35,4 x 2,0 x 78,7

Shine epsilon



Oval mirror

Specchiera ovale

In painted MDF wood.
Possibility of choosing between
the smoked, bronze or clear
mirror with retractable and
dimnable vertical LED light.

In legno MDF verniciato.
Possibilità di scelta tra lo spec-
chio fumè, bronzo o chiaro con
Luce LED verticale a scomparsa
e dimmerabile.

Cm (L x P x H)
50 x 5 x 150

Inches (W x D x H)
19,7 x 2,0 x 59,1

Mirrors



Specchio Chiaro

Specchio Fumè

Specchio Bronzo

Edge



Bianco Lucido (BL)
Cat. D

Bianco Opaco (BOP)
Cat. B

Cappuccino Lucido (CCL)
Cat. D

Cappuccino Opaco (CCOp)
Cat. B

Ebano Scuro Lucido (ELS)
Cat. D

Ebano Scuro Opaco (EOps)
Cat. B



Metallizzato Lucido (Mtl)
Cat. E

Metallizzato Opaco (MtOp)
Cat. B

Rosso Lucido (Rsl)
Cat. E

Rosso Opaco (RsOp)
Cat. B

Verde Lucido (VrL)
Cat. E

Verde Opaco (VrOp)
Cat. B



Bronzo Anticato Lucido (BrAnL)
Cat. E

Bronzo Anticato Opaco (BrAnOp)
Cat. D

Metal edge



Bronzo Lucido (BrL)
Cat. D


Bronzo Opaco (BrOp)
Cat. B

Oro Lucido (OroL)
Cat. E

Oro Opaco (OroOp)
Cat. D

Oro Anticato Lucido (OroAnL)
Cat. E

Oro Anticato Opaco (OroAnOp)
Cat. D



Bronzo Anticato Lucido (BrAnL)
Cat. E


Bronzo Anticato Opaco (BrAnOp)
Cat. D

Castello Lucido (CsL)
Cat. E

Castello Opaco (CsOp)
Cat. D



Mirrors Metal edge Edge




Specchio Chiaro Bronzo Opaco (BrOp) Cat. B Ebano Scuro Lucido (ELS) Cat. D

CODICE CODE	DESCRIZIONE DESCRIPTION	MISURA cm. MEASURE cm.	MISURA inches (in) MEASURE inches (in)	V m³	CUBIC FOOT	PRICE list Cat. B	PRICE list Cat. D	PRICE list Cat. E
SHINE CIRCULAR Ø120	Specchiera rotonda Ø120 Round mirror Ø120	120x5x120h	47,24x1,97x47,24h	0,14	5,05	1963		

CODICE CODE	DESCRIZIONE DESCRIPTION	MISURA cm. MEASURE cm.	MISURA inches (in) MEASURE inches (in)	V m³	CUBIC FOOT	PRICE list Cat. B	PRICE list Cat. D	PRICE list Cat. E
SHINE SQUARE 110	Specchiera quadrata 110x110 Square mirror 110x110	110x5x110h	43,31x1,97x43,31h	0,12	4,28	1884		



Mirrors Metal edge Edge Mirrors Metal edge Edge




Specchio Fumè Bronzo Opaco (BrOp) Cat. B Ebano Scuro Lucido (ELS) Cat. D Specchio Bronzo Bronzo Opaco (BrOp) Cat. B Ebano Scuro Lucido (ELS) Cat. D

CODICE CODE	DESCRIZIONE DESCRIPTION	MISURA cm. MEASURE cm.	MISURA inches (in) MEASURE inches (in)	V m³	CUBIC FOOT	PRICE list Cat. B	PRICE list Cat. D	PRICE list Cat. E
SHINE CIRCULAR Ø120	Specchiera rotonda Ø120 Round mirror Ø120	120x5x120h	47,24x1,97x47,24h	0,14	5,05	1963		

CODICE CODE	DESCRIZIONE DESCRIPTION	MISURA cm. MEASURE cm.	MISURA inches (in) MEASURE inches (in)	V m³	CUBIC FOOT	PRICE list Cat. B	PRICE list Cat. D	PRICE list Cat. E
SHINE EPSILON 150	Specchiera Ovale Oval Mirror	50x5x150h	19,69x1,97x59,06h	0,08	2,78	1697		



Mirrors Metal edge Edge



Specchio Chiaro Bronzo Opaco (BrOp) Cat. B Ebano Scuro Lucido (ELS) Cat. D

CODICE CODE	DESCRIZIONE DESCRIPTION	MISURA cm. MEASURE cm.	MISURA inches (in) MEASURE inches (in)	V m ³	CUBIC FOOT	PRICE list Cat. B	PRICE list Cat. D	PRICE list Cat. E
SHINE RECTANGULAR	Specchiera rettangolare Rectangular mirror	90x5x200h	35,43x1,97x78,74h	0,18	6,29	2685		

Jazzy



Console 2 drawers

Entirely in linden wood, with metal spikes on the ground, covered drawers. Furniture finishes to choose from based on our samples.

Consolle 2 cassetti

Interamente in legno di tiglio, con puntali a terra in metallo, cassetti rivestiti. Finiture del mobile da scegliere in base al nostro campionario.

Cm (L x P x H)
134 x 40 x 77

Inches (W x D x H)
52,7 x 15,7 x 30,3

Jazzy XL



Console 2 drawers

Entirely in linden wood, with metal spikes on the ground, covered drawers. Furniture finishes to choose from based on our samples.

Consolle 2 cassetti

Interamente in legno di tiglio, con puntali a terra in metallo, cassetti rivestiti. Finiture del mobile da scegliere in base al nostro campionario.

Cm (L x P x H)
158 x 40 x 77

Inches (W x D x H)
62,2 x 15,7 x 30,3

Structure



Bianco Lucido (BL)
Cat. D


Bianco Opaco (BOP)
Cat. B

Cappuccino Lucido (CCL)
Cat. D

Cappuccino Opaco (CCOP)
Cat. B

Ebano Scuro Lucido (ELS)
Cat. D

Ebano Scuro Opaco (EOps)
Cat. B



Metallizzato Lucido (MTL)
Cat. E


Metallizzato Opaco (MTOP)
Cat. B

Rosso Lucido (RSL)
Cat. E

Rosso Opaco (RSOP)
Cat. B

Verde Lucido (VRL)
Cat. E

Verde Opaco (VROP)
Cat. B



Bronzo Anticato Lucido (BRANL)
Cat. E

Bronzo Anticato Opaco (BRANOP)
Cat. D

Handles Legs



Oro Champagne



Oro Champagne




Canna di Fucile



Canna di Fucile



Structure



Bronzo Anticato Opaco (BRANOP)
Cat. D

Legs



Canna di Fucile

Handles



Canna di Fucile

CODICE CODE	DESCRIZIONE DESCRIPTION	MISURA cm. MEASURE cm.	MISURA inches (in) MEASURE inches (in)	V m ³	CUBIC FOOT	PRICE list Cat. B	PRICE list Cat. D	PRICE list Cat. E
JAZZY XL	Console 2 cassetti Console 2 drawers	158x40x77h	62,2x15,75x30,31h	0,61	21,71	3651	4164	4433



Structure

Legs

Handles



Ebano Scuro Lucido (ELS) Cat. D Canna di Fucile

Canna di Fucile

CODICE CODE	DESCRIZIONE DESCRIPTION	MISURA cm. MEASURE cm.	MISURA inches (in) MEASURE inches (in)	V m³	CUBIC FOOT	PRICE list Cat. B	PRICE list Cat. D	PRICE list Cat. E
JAZZY XL	Console 2 cassetti Console 2 drawers	158x40x77h	62,2x15,75x30,31h	0,61	21,71	3651	4164	4433

Uptown



Showcase 2 + 2 doors

Vetrina 2 + 2 ante

In lime and cherry wood, with 3 extra-clear 8 mm glass shelves, mirrored back and metal tips. The color combinations for the finish of the showcase are to be chosen according to our samples.

In legno di tiglio e ciliegio, con 3 ripiani in cristallo extra chiaro 8 mm, schienale a specchio e puntali in metallo. Le combinazioni dei colori per la finitura della vetrina sono da scegliere in base al nostro campionario.

Cm (L x P x H)
111 x 40 x 193

Inches (W x D x H)
43,7 x 15,7 x 76,0

Belle air



Bar with glass

Vetrina bar con vetro

In lime and cherry wood, glass and extra clear crystal shelves, shelf thickness 8 mm. Internal oval mirror with dimmable perimeter LED light and touch switch. Metal tips. The color combinations for the finish of the Bar Showcase are to be chosen according to our samples.

In legno di tiglio e ciliegio, vetro e ripiani in cristallo extra chiaro, spessore ripiani 8 mm. Specchio Ovale interno con luce LED perimetrale dimmerabile e interruttore touch. Puntali in metallo. Le combinazioni dei colori per la finitura della Vetrina Bar sono da scegliere in base al nostro campionario.

Cm (L x P x H)
110 x 55 x 160

Inches (W x D x H)
43,3 x 21,7 x 63,0

Structure



Bianco Lucido (BL)
Cat. D


Bianco Opaco (BOP)
Cat. B

Cappuccino Lucido (CCL)
Cat. D

Cappuccino Opaco (CCOp)
Cat. B

Ebano Scuro Lucido (ELS)
Cat. D

Ebano Scuro Opaco (EOps)
Cat. B



Metallizzato Lucido (MTL)
Cat. E


Metallizzato Opaco (MtOp)
Cat. B

Rosso Lucido (RSL)
Cat. E

Rosso Opaco (RSOp)
Cat. B

Verde Lucido (VrL)
Cat. E

Verde Opaco (VrOp)
Cat. B




Bronzo Anticato Lucido (BrAnL)
Cat. E

Bronzo Anticato Opaco (BrAnOp)
Cat. D




Structure



Ebano Scuro Lucido (ELS) Cat. D

Mirrors



Specchio Fumè

Legs



Canna di Fucile

Handles



Canna di Fucile

Mirrors



Specchio Chiaro

Specchio Fumè

Specchio Bronzo

Handles Legs



Oro Champagne



Oro Champagne



Canna di Fucile



Canna di Fucile

CODICE CODE	DESCRIZIONE DESCRIPTION	MISURA cm. MEASURE cm.	MISURA inches (in) MEASURE inches (in)	V m ³	CUBIC FOOT	PRICE list Cat. B	PRICE list Cat. D	PRICE list Cat. E
UPTOWN	Vetrina 2 + 2 porte. Showcase 2 + 2 doors.	111x40x193h	43,7x15,75x75,98h	1,02	36,01	6273	7151	7613




Structure

Mirrors

Legs

Handles



Ebano Scuro Lucido (ELS) Cat. D Specchio Fumè

Canna di Fucile

Canna di Fucile

CODICE CODE	DESCRIZIONE DESCRIPTION	MISURA cm. MEASURE cm.	MISURA inches (in) MEASURE inches (in)	V m³	CUBIC FOOT	PRICE list Cat. B	PRICE list Cat. D	PRICE list Cat. E
BELE AIR	Vetrina Bar con vetro Bar with glass	111x55x160h	43,7x21,65x62,99h	1,13	39,84	5827	6633	7057






Structure

Legs

Mirrors

Legs

Handles



Rosso Lucido (Rsl)

Cat. E Ebano Scuro Lucido (ELS) Cat. D Specchio Fumè

Canna di Fucile

Canna di Fucile

CODICE CODE	DESCRIZIONE DESCRIPTION	MISURA cm. MEASURE cm.	MISURA inches (in) MEASURE inches (in)	V m³	CUBIC FOOT	PRICE list Cat. B	PRICE list Cat. D	PRICE list Cat. E
BELE AIR	Vetrina Bar con vetro Bar with glass	111x55x160h	43,7x21,65x62,99h	1,13	39,84	5827	6633	7057

Belle cour



Commode bar 2 doors

In lime and cherry wood, internal shelves in 8 mm extra clear glass and leather upholstery. LED light when opening the doors. Smoked mirror back. Metal cup holder. Ground ferrules in metal. Color combinations of your choice according to our samples.

Comò bar 2 ante

In legno di tiglio e ciliegio, ripiani interni in cristallo extra chiaro 8 mm e rivestimento in pelle. Luce LED in apertura delle ante. Schienale a specchio fumè. Portabicchieri in metallo. Puntali a terra in metallo. Combinazioni colori a scelta secondo il nostro campionario.

Cm (L x P x H)
110 x 55 x 160

Inches (W x D x H)
43,3 x 21,7 x 63,0

Handles Legs



Oro Champagne



Oro Champagne




Canna di Fucile



Canna di Fucile

Structure



Bianco Lucido (BL)
Cat. D


Bianco Opaco (BOP)
Cat. B

Cappuccino Lucido (CCL)
Cat. D

Cappuccino Opaco (CCOP)
Cat. B

Ebano Scuro Lucido (ELS)
Cat. D

Ebano Scuro Opaco (EOps)
Cat. B



Metallizzato Lucido (Mtl)
Cat. E

Metallizzato Opaco (MtOp)
Cat. B

Rosso Lucido (RSL)
Cat. E

Rosso Opaco (RsOp)
Cat. B

Verde Lucido (VrL)
Cat. E

Verde Opaco (VrOp)
Cat. B



Bronzo Anticato Lucido (BrAnL)
Cat. E

Bronzo Anticato Opaco (BrAnOp)
Cat. D

Leathers




P 665 MARMO Leather

P 677 MALT Leather

P 656 COTTO Leather

P 682 COFFEE Leather

Mirrors



Specchio Chiaro

Specchio Fumè

Specchio Bronzo



Structure

Leathers

Mirrors

Legs

Handles



Ebano Scuro Lucido (ELS) Cat. D P 656 COTTO Leather

Specchio Fumè

Canna di Fucile

Canna di Fucile

CODICE CODE	DESCRIZIONE DESCRIPTION	MISURA cm. MEASURE cm.	MISURA inches (in) MEASURE inches (in)	V m³	CUBIC FOOT	PRICE list Cat. B	PRICE list Cat. D	PRICE list Cat. E
BELLE COUR	Comò bar 2 ante Commode bar 2 doors	111x55x160h	43.7x21.65x62.99h	1,13	39.84	6525	7654	8248

Uptown SD



Sideboard 4 doors

In lime and cherry wood, shelves and shelf covered in Luce LED leather at the opening of the doors. Ground ferrules in metal. Color combinations of your choice according to our samples.

Credenza 4 ante

In legno di tiglio e ciliegio, piani di appoggio e ripiano rivestito in pelle. Luce LED in apertura delle ante. Puntali a terra in metallo. Combinazioni colori a scelta secondo il nostro campionario.

Cm (L x P x H)
227,5 x 52 x 75

Inches (W x D x H)
89,6 x 20,5 x 29,5

Uptown TV



Sideboard TV element

In lime and cherry wood, shelves and covered shelf. Ground ferrules in metal. Color combinations of your choice according to our samples.

Credenza porta TV

In legno di tiglio e ciliegio, piani di appoggio e ripiano rivestito. Puntali a terra in metallo. Combinazioni colori a scelta secondo il nostro campionario.

Cm (L x P x H)
158,8 x 44 x 60

Inches (W x D x H)
62,5 x 17,3 x 23,6

Structure



Bianco Lucido (BL)
Cat. D


Bianco Opaco (BOP)
Cat. B

Cappuccino Lucido (CCL)
Cat. D

Cappuccino Opaco (CCOP)
Cat. B

Ebano Scuro Lucido (ELS)
Cat. D

Ebano Scuro Opaco (EOps)
Cat. B



Metallizzato Lucido (Mtl)
Cat. E


Metallizzato Opaco (MtOp)
Cat. B

Rosso Lucido (RSL)
Cat. E

Rosso Opaco (RSOP)
Cat. B

Verde Lucido (VrL)
Cat. E

Verde Opaco (VrOp)
Cat. B



Bronzo Anticato Lucido (BrAnL)
Cat. E

Bronzo Anticato Opaco (BrAnOp)
Cat. D

Handles Legs



Oro Champagne



Oro Champagne



Canna di Fucile



Canna di Fucile



Structure



Ebano Scuro Lucido (ELS) Cat. D

Legs



Canna di Fucile

Handles



Canna di Fucile

CODICE CODE	DESCRIZIONE DESCRIPTION	MISURA cm. MEASURE cm.	MISURA inches (in) MEASURE inches (in)	V m ³	CUBIC FOOT	PRICE list Cat. B	PRICE list Cat. D	PRICE list Cat. E
UPTOWN SD	Credenza 4 ante Sideboard 4 doors	227,5x52x75h	89,57x20,47x29,53h	1,02	36,09	5847	6982	7579



Structure

Legs

Handles



Metallizzato Lucido (Mtl) Cat. E Canna di Fucile

Canna di Fucile

CODICE CODE	DESCRIZIONE DESCRIPTION	MISURA cm. MEASURE cm.	MISURA inches (in) MEASURE inches (in)	V m³	CUBIC FOOT	PRICE list Cat. B	PRICE list Cat. D	PRICE list Cat. E
UPTOWN SD	Credenza 4 ante Sideboard 4 doors	227,5x52x75h	89,57x20,47x29,53h	1,02	36,09	5847	6982	7579



Structure

Legs

Legs

Handles



Rosso Lucido (Rsl)

Cat. E Ebano Scuro Lucido (ELS) Cat. D

Canna di Fucile

Canna di Fucile

CODICE CODE	DESCRIZIONE DESCRIPTION	MISURA cm. MEASURE cm.	MISURA inches (in) MEASURE inches (in)	V m³	CUBIC FOOT	PRICE list Cat. B	PRICE list Cat. D	PRICE list Cat. E
UPTOWN SD	Credenza 4 ante Sideboard 4 doors	227,5x52x75h	89,57x20,47x29,53h	1,02	36,09	5847	6982	7579



Structure

Legs

Legs

Handles



Verde Lucido (VrL)

Cat. E Ebano Scuro Lucido (ELS) Cat. D

Canna di Fucile

Canna di Fucile

CODICE CODE	DESCRIZIONE DESCRIPTION	MISURA cm. MEASURE cm.	MISURA inches (in) MEASURE inches (in)	V m ³	CUBIC FOOT	PRICE list Cat. B	PRICE list Cat. D	PRICE list Cat. E
UPTOWN TV	Credenza porta TV Sideboard TV element	158,8x44x60h	62,52x17,32x23,62h	0,51	18,12	3673	4231	4525



Structure

Legs

Handles



Ebano Scuro Lucido (ELS) Cat. D

Canna di Fucile

Canna di Fucile

CODICE CODE	DESCRIZIONE DESCRIPTION	MISURA cm. MEASURE cm.	MISURA inches (in) MEASURE inches (in)	V m ³	CUBIC FOOT	PRICE list Cat. B	PRICE list Cat. D	PRICE list Cat. E
UPTOWN TV	Credenza porta TV Sideboard TV element	158,8x44x60h	62,52x17,32x23,62h	0,51	18,12	3673	4231	4525

Klab D



Writing desk

In lime and cherry wood, covered drawers. Ground ferrules in metal. LEATHER TOP. Color combinations of your choice according to our samples.

Scrivania

In legno di tiglio e ciliegio, cassetti rivestiti. Puntali a terra in metallo. PIANO IN PELLE. Combinazioni colori a scelta secondo il nostro campionario.

Cm (L x P x H)
156,1 x 77,3 x 77

Inches (W x D x H)
61,5 x 30,4 x 30,3

Structure



Bianco Lucido (BL)
Cat. D

Bianco Opaco (BOP)
Cat. B

Cappuccino Lucido (CCL)
Cat. D

Cappuccino Opaco (CCOP)
Cat. B

Ebano Scuro Lucido (ELS)
Cat. D

Ebano Scuro Opaco (EOps)
Cat. B



Metallizzato Lucido (Mtl)
Cat. E

Metallizzato Opaco (MtOp)
Cat. B

Rosso Lucido (RSL)
Cat. E

Rosso Opaco (RSOp)
Cat. B

Verde Lucido (VrL)
Cat. E


Verde Opaco (VrOp)
Cat. B



Bronzo Anticato Lucido (BrAnL)
Cat. E

Bronzo Anticato Opaco (BrAnOp)
Cat. D

Nabuk



P 4003 SEQUA TERRA Leather

Leathers



P 665 MARMO Leather



P 677 MALT Leather



P 656 COTTO Leather



P 682 COFFEE Leather

Handles Legs



Oro Champagne



Oro Champagne



Canna di Fucile



Canna di Fucile




Leathers top

Structure

Legs

Handles



P 682 COFFEE Leather

Ebano Scuro Lucido (ELS) Cat. D Canna di Fucile

Canna di Fucile

CODICE CODE	DESCRIZIONE DESCRIPTION	MISURA cm. MEASURE cm.	MISURA inches (in) MEASURE inches (in)	V m³	CUBIC FOOT	PRICE list Cat. B	PRICE list Cat. D	PRICE list Cat. E
KLAB D	Scrivania Pelle Coffee Writing desk Leather Coffe	156,1x77,3x77h	61,46x30,43x30,31h	1,01	35,70	5099	5776	6132

Need



Book shelves

In cherry wood with striped back in linden. Color combination of your choice based on our samples

Libreria

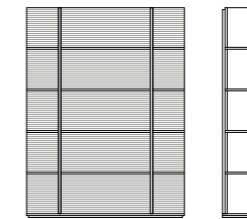
In legno di ciliegio con schienale rigato in tiglio. Combinazione colori a scelta in base al nostro campionario

Cm (L x P x H)
159 x 40 x 211,4

Inches (W x D x H)
62,6 x 15,7 x 83,2

Cm (L x P x H)
Modular book shelves.
Libreria componibile.
159 x 40 x 211,4

Inches (W x D x H)
Modular book shelves.
Libreria componibile.
62,60 x 15,75 x 83,23



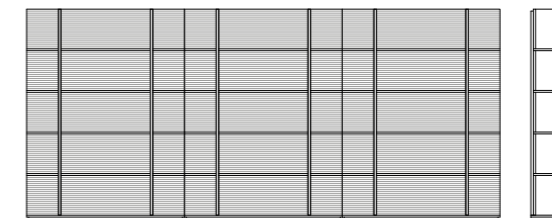
Cm (L x P x H)
Modular book shelves.
Libreria componibile.
318 x 40 x 211,4

Inches (W x D x H)
Modular book shelves.
Libreria componibile.
125,20 x 15,75 x 83,23



Cm (L x P x H)
Modular book shelves.
Libreria componibile.
477 x 40 x 211,4

Inches (W x D x H)
Modular book shelves.
Libreria componibile.
187,80 x 15,75 x 83,23



Structure



Bianco Lucido (BL)
Cat. D


Bianco Opaco (BOp)
Cat. B

Cappuccino Lucido (CCL)
Cat. D

Cappuccino Opaco (CcOp)
Cat. B

Ebano Scuro Lucido (ELS)
Cat. D

Ebano Scuro Opaco (EOps)
Cat. B



Metallizzato Lucido (Mtl)
Cat. E

Metallizzato Opaco (MtOp)
Cat. B

Rosso Lucido (RSL)
Cat. E

Rosso Opaco (RsOp)
Cat. B

Verde Lucido (VrL)
Cat. E


Verde Opaco (VrOp)
Cat. B



Bronzo Anticato Lucido (BrAnL)
Cat. E

Bronzo Anticato Opaco (BrAnOp)
Cat. D

Metal shelves




Castello Lucido (CsL)
Cat. E

Castello Opaco (CsOp)
Cat. D



Structure



Ebano Scuro Lucido (ELS) Cat. D Castello Opaco (CsOp) Cat. D

Metal shelves

CODICE CODE	DESCRIZIONE DESCRIPTION	MISURA cm. MEASURE cm.	MISURA inches (in) MEASURE inches (in)	V m ³	CUBIC FOOT	PRICE list Cat. B	PRICE list Cat. D	PRICE list Cat. E
NEOD	Libreria Book shelves	159x40x211,4h	62,6x15,75x83,23h	1,57	55,53	5133	6199	6760

On-off



Folding screen

Structure in linden wood painted with metal effect, lightly padded with polyurethane foam, upholstery fabric and wood finish according to our samples.


Separè

Struttura in legno di tiglio verniciato effetto metallo, leggermente imbottito in poliuretano espanso, tessuto di rivestimento e finitura legno a scelta in base al nostro campionario.

Cm (L x P x H)
232 x 13 x 180


Inches (W x D x H)
91,34 x 5,12 x 70,87

Fabrics Cat. TOP



PF551

Metal base



Cat. TOP Bronzo Opaco (BrOp) Cat. B

Metal base



Bronzo Lucido (BrL)
Cat. D


Bronzo Opaco (BrOp)
Cat. B

Oro Lucido (OroL)
Cat. E

Oro Opaco (OroOp)
Cat. D

Oro Anticato Lucido (OroAnL)
Cat. E

Oro Anticato Opaco (OroAnOp)
Cat. D



Bronzo Anticato Lucido (BrAnL)
Cat. E

Bronzo Anticato Opaco (BrAnOp)
Cat. D

Castello Lucido (CsL)
Cat. E

Castello Opaco (CsOp)
Cat. D

CODICE CODE	DESCRIZIONE DESCRIPTION	MISURA cm. MEASURE cm.	MISURA inches (in) MEASURE inches (in)	V m³	CUBIC FOOT	Tessuto ML 1,4	PRICE Cat. 3	PRICE Cat. 4	PRICE Cat.TOP	PELLE Leafter	Tessuto Cliente
ON-OFF	Separè Folding screen	232x13x180h	91,34x5,12x70,87h	1	35,315	8	4069	4510	4951	4641	3040

Upside T



Dressing table 2 drawers

Toilette 2 cassetti

With cherry wood flap, coated slow motion flap mechanism. Mirror on the flap with dimmable LED light. Ground ferrules in metal. Color combination of your choice based on our samples.

Con ribalta in legno di ciliegio, meccanismo di ribalta in slow motion rivestito. Specchio sulla ribalta con luce LED dimmerabile. Puntali a terra in metallo. Combinazione colori a scelta in base al nostro campionario.

Cm (L x P x H)
120 x 45 x 77

Inches (W x D x H)
47,2 x 17,7 x 30,3

Structure



Bianco Lucido (BL)
Cat. D

Bianco Opaco (BOP)
Cat. B

Cappuccino Lucido (CCL)
Cat. D

Cappuccino Opaco (CCOp)
Cat. B

Ebano Scuro Lucido (ELS)
Cat. D

Ebano Scuro Opaco (EOps)
Cat. B



Metallizzato Lucido (Mtl)
Cat. E

Metallizzato Opaco (MtOp)
Cat. B

Rosso Lucido (Rsl)
Cat. E

Rosso Opaco (RsOp)
Cat. B

Verde Lucido (VrL)
Cat. E


Verde Opaco (VrOp)
Cat. B



Bronzo Anticato Lucido (BrAnL)
Cat. E

Bronzo Anticato Opaco (BrAnOp)
Cat. D

Mirrors



Specchio Chiaro

Specchio Fumè

Specchio Bronzo

Handles Legs



Oro Champagne



Oro Champagne



Canna di Fucile



Canna di Fucile




Structure

Mirrors

Legs

Handles



Ebano Scuro Lucido (ELS) Cat. D Specchio Chiaro

Canna di Fucile

Canna di Fucile

CODICE CODE	DESCRIZIONE DESCRIPTION	MISURA cm. MEASURE cm.	MISURA inches (in) MEASURE inches (in)	V m³	CUBIC FOOT	PRICE list Cat. B	PRICE list Cat. D	PRICE list Cat. E
UPSIDE T	Toeletta 2 cassetti Dressing table 2 drawers	120x45x77h	47,24x17,72x30,31h	0,50	17,66	4545	4910	5103




Structure

Mirrors

Legs

Handles



Cappuccino Lucido (Ccl) Cat. D Specchio Chiaro

Oro Champagne

Oro Champagne

CODICE CODE	DESCRIZIONE DESCRIPTION	MISURA cm. MEASURE cm.	MISURA inches (in) MEASURE inches (in)	V m³	CUBIC FOOT	PRICE list Cat. B	PRICE list Cat. D	PRICE list Cat. E
UPSIDE T	Toeletta 2 cassetti Dressing table 2 drawers	120x45x77h	47,24x17,72x30,31h	0,50	17,66	4545	4910	5103

Upside XL



Dresser 3 drawers

Comò 3 cassetti

In cherry wood with covered drawers. Ground ferrules in metal. Choice of finish according to our samples.

In legno di ciliegio con cassetti rivestiti. Puntali a terra in metallo. Finitura a scelta secondo il nostro campionario.

Cm (L x P x H)
132,8 x 48,6 x 86

Inches (W x D x H)
52,3 x 19,1 x 33,9

Upside S



Night table 1 drawer

Comodino 1 cassetto

In cherry wood with a covered drawer. Ground ferrules in metal. Choice of finish according to our samples.

In legno di ciliegio con un cassetto rivestito. Puntali a terra in metallo. Finitura a scelta secondo il nostro campionario.

Cm (L x P x H)
57 x 42 x 54

Inches (W x D x H)
22,4 x 16,5 x 21,3

Structure



Bianco Lucido (BL)
Cat. D


Bianco Opaco (BOp)
Cat. B

Cappuccino Lucido (Ccl)
Cat. D

Cappuccino Opaco (CcOp)
Cat. B

Ebano Scuro Lucido (ELS)
Cat. D

Ebano Scuro Opaco (EOps)
Cat. B



Metallizzato Lucido (Mtl)
Cat. E


Metallizzato Opaco (MtOp)
Cat. B

Rosso Lucido (Rsl)
Cat. E

Rosso Opaco (RsOp)
Cat. B

Verde Lucido (VrL)
Cat. E

Verde Opaco (VrOp)
Cat. B



Bronzo Anticato Lucido (BrAnL)
Cat. E

Bronzo Anticato Opaco (BrAnOp)
Cat. D

Nabuk



P 4003 SEQUA TERRA Leather

Handles Legs



Oro Champagne



Oro Champagne




Canna di Fucile



Canna di Fucile



Structure



Ebano Scuro Lucido (ELS) Cat. D

Legs



Canna di Fucile

Handles



Canna di Fucile

CODICE CODE	DESCRIZIONE DESCRIPTION	MISURA cm. MEASURE cm.	MISURA inches (in) MEASURE inches (in)	V m ³	CUBIC FOOT	PRICE list Cat. B	PRICE list Cat. D	PRICE list Cat. E
UPSIDE S	Comodino 1 cassetto Night talbe 1 drawer	57x42x54h	22,44x16,54x21,26h	0,17	5,87	1715	1942	2061




Structure

Nabuk

Legs


Handles



Ebano Scuro Lucido (ELS) Cat. D P 4003 SEQUA TERRA Leather Canna di Fucile

Canna di Fucile

CODICE CODE	DESCRIZIONE DESCRIPTION	MISURA cm. MEASURE cm.	MISURA inches (in) MEASURE inches (in)	V m ³	CUBIC FOOT	PRICE list Cat. B	PRICE list Cat. D	PRICE list Cat. E
UPSIDE S	Comodino 1 cassetto Night table 1 drawer	57x42x54h	22,44x16,54x21,26h	0,17	5,87	1715	1942	2061



Structure

Legs

Handles



Ebano Scuro Lucido (ELS) Cat. D Canna di Fucile

Canna di Fucile

CODICE CODE	DESCRIZIONE DESCRIPTION	MISURA cm. MEASURE cm.	MISURA inches (in) MEASURE inches (in)	V m ³	CUBIC FOOT	PRICE list Cat. B	PRICE list Cat. D	PRICE list Cat. E
UPSIDE XL	Comò 3 cassetti Dresser 3 drawers	132,8x48,6x86h	52,28x19,13x33,86h	0,65	22,91	5156	6224	6786



Structure

Legs

Legs

Handles



Cappuccino Lucido (CCL)
Cat. D

Ebano Scuro Lucido (ELS)
Cat. D

Canna di Fucile

Canna di Fucile

CODICE CODE	DESCRIZIONE DESCRIPTION	MISURA cm. MEASURE cm.	MISURA inches (in) MEASURE inches (in)	V m ³	CUBIC FOOT	PRICE list Cat. B	PRICE list Cat. D	PRICE list Cat. E
UPSIDE XL	Comò 3 cassetti Dresser 3 drawers	132,8x48,6x86h	52,28x19,13x33,86h	0,65	22,91	5156	6224	6786

Upside M



Night talbe 2 drawers

Comodino 2 cassetti

In cherry wood, two covered drawers. Ground base in wood. Choice of finish according to our samples.

In legno di ciliegio, due cassetti rivestiti. Basamento a terra in legno. Finitura a scelta secondo il nostro campionario.

Cm (L x P x H)
54 x 40 x 54

Inches (W x D x H)
21,3 x 15,7 x 21,3

Nabuk



P 4003 SEQUA TERRA Leather

Handles



Oro Champagne



Canna di Fucile

Structure



Bianco Lucido (BL)
Cat. D

Bianco Opaco (BOP)
Cat. B

Cappuccino Lucido (Ccl)
Cat. D

Cappuccino Opaco (CcOp)
Cat. B

Ebano Scuro Lucido (ELS)
Cat. D

Ebano Scuro Opaco (EOps)
Cat. B



Metallizzato Lucido (MtL)
Cat. E

Metallizzato Opaco (MtOp)
Cat. B

Rosso Lucido (RsL)
Cat. E

Rosso Opaco (RsOp)
Cat. B

Verde Lucido (VrL)
Cat. E

Verde Opaco (VrOp)
Cat. B



Bronzo Anticato Lucido (BrAnL)
Cat. E

Bronzo Anticato Opaco (BrAnOp)
Cat. D

Metal base



Bronzo Lucido (BrL)
Cat. D


Bronzo Opaco (BrOp)
Cat. B

Oro Lucido (OroL)
Cat. E

Oro Opaco (OroOp)
Cat. D

Oro Anticato Lucido (OroAnL)
Cat. E

Oro Anticato Opaco (OroAnOp)
Cat. D



Bronzo Anticato Lucido (BrAnL)
Cat. E


Bronzo Anticato Opaco (BrAnOp)
Cat. D

Castello Lucido (CsL)
Cat. E

Castello Opaco (CsOp)
Cat. D



Structure Metal base Handles



Cappuccino Lucido (Ccl) Cat. D Bronzo Opaco (BrOp) Cat. B Oro Champagne

CODICE CODE	DESCRIZIONE DESCRIPTION	MISURA cm. MEASURE cm.	MISURA inches (in) MEASURE inches (in)	V m³	CUBIC FOOT	PRICE list Cat. B	PRICE list Cat. D	PRICE list Cat. E
UPSIDE M	Comodino 2 cassetti Night table 2 drawers	54x40x54h	21,26x15,75x21,26h	0,17	5,87	2128	2567	2798

Saga 140



Bed
 Headboard height 140 cm and base in lime wood. Padded with polyurethane foam. Upholstery in fabric or leather of your choice according to our samples.
 * SAGA 140 C: with container
 * SAGA 140 F: without container

Letto
 Testata altezza 140 cm e basamento in legno di tiglio. Imbottito in poliuretano espanso. Rivestimento in tessuto o pelle a scelta secondo il nostro campionario.
 * SAGA 140 C: con contenitore
 * SAGA 140 F: senza contenitore

Cm (L x P x H)	Inches (W x D x H)
196,2 x 209,6 x 140 *(160 x 200)	77,24 x 82,52 x 55,12 *(62,99 x 78,74)
216,2 x 209,6 x 140 *(180 x 200)	85,12 x 82,52 x 55,12 *(70,86 x 78,74)
236,2 x 209,6 x 140 *(200 x 200)	92,99 x 82,52 x 55,12 *(78,74 x 78,74)
191,2 x 214,6 x 140 *(155 x 205)	75,28 x 84,49 x 55,12 *(61,02 x 80,71)
211,2 x 214,6 x 140 *(175 x 205)	83,15 x 84,49 x 55,12 *(68,89 x 80,71)
231,2 x 214,6 x 140 *(195 x 205)	91,02 x 84,49 x 55,12 *(76,77 x 80,71)
*Cm (L x P) Mattress - Materasso	*Inches (W x D) Mattress - Materasso
C - Bed with box Letto con contenitore	
F - Bed - Letto	

Saga 125



Bed
 Headboard height 125 cm and base in lime wood. Padded with polyurethane foam. Upholstery in fabric or leather of your choice according to our samples.
 * SAGA 125 C: with container
 * SAGA 125 F: without container

Letto
 Testata altezza 125 cm e basamento in legno di tiglio. Imbottito in poliuretano espanso. Rivestimento in tessuto o pelle a scelta secondo il nostro campionario.
 * SAGA 125 C: con contenitore
 * SAGA 125 F: senza contenitore

Cm (L x P x H)	Inches (W x D x H)
196,2 x 209,6 x 125 *(160x200)	77,24 x 82,52 x 49,21 *(62,99 x 78,74)
216,2 x 209,6 x 125 *(180x200)	85,12 x 82,52 x 49,21 *(70,86 x 78,74)
236,2 x 209,6 x 125 *(200x200)	92,99 x 82,52 x 49,21 *(78,74 x 78,74)
191,2 x 214,6 x 125 *(155x205)	75,28 x 84,49 x 49,21 *(61,02 x 80,71)
211,2 x 214,6 x 125 *(175x205)	83,15 x 84,49 x 49,21 *(68,89 x 80,71)
231,2 x 214,6 x 125 *(195x205)	91,02 x 84,49 x 49,21 *(76,77 x 80,71)
*Cm (L x P) Mattress - Materasso	*Inches (W x D) Mattress - Materasso
C - Bed with box Letto con contenitore	
F - Bed - Letto	

Saga 140 XL



Bed

Headboard height 140 cm and base in lime wood. Padded with polyurethane foam. Upholstery in fabric or leather of your choice according to our samples.
* SAGA 140XL C: with container
* SAGA 140XL F: without container

Letto

Testata altezza 140 cm e basamento in legno di tiglio. Imbottito in poliuretano espanso. Rivestimento in tessuto o pelle a scelta secondo il nostro campionario.
* SAGA 140XL C: con contenitore
* SAGA 140XL F: senza contenitore

Cm (L x P x H)
329,2 x 209,6 x 140
*(160x200)

349,2 x 209,6 x 140
*(180x200)

369,2 x 209,6 x 140
*(200x200)

324,2 x 214,6 x 140
*(155x205)

342,2 x 214,6 x 140
*(175x205)

364,2 x 214,6 x 140
*(195x205)

*Cm (L x P)
Mattress - Materasso

C - Bed with box
Letto con contenitore

F - Bed - Letto

Inches (W x D x H)
129.61 x 82.52 x 55.12
*(62.99 x 78.74)

137.48 x 82.52 x 55.12
*(70.86 x 78.74)

145.35 x 82.52 x 55.12
*(78.74 x 78.74)

127.64 x 84.49 x 55.12
*(61.02 x 80.71)

134.72 x 84.49 x 55.12
*(68.89 x 80.71)

143.39 x 84.49 x 55.12
*(76.77 x 80.71)

*Inches (W x D)
Mattress - Materasso

Saga 125 XL



Bed

Headboard height 125 cm and base in lime wood. Padded with polyurethane foam. Upholstery in fabric or leather of your choice according to our samples.
* SAGA 125 XL C: with container
* SAGA 125 XL F: without container

Letto

Testata altezza 125 cm e basamento in legno di tiglio. Imbottito in poliuretano espanso. Rivestimento in tessuto o pelle a scelta secondo il nostro campionario.
* SAGA 125 XL C: con contenitore
* SAGA 125 XL F: senza contenitore

Cm (L x P x H)
329,2 x 209,6 x 125
*(160x200)

349,2 x 209,6 x 125
*(180x200)

369,2 x 209,6 x 125
*(200x200)

324,2 x 214,6 x 125
*(155x205)

342,2 x 214,6 x 125
*(175x205)

364,2 x 214,6 x 125
*(195x205)

*Cm (L x P)
Mattress - Materasso

C - Bed with box
Letto con contenitore

F - Bed - Letto

Inches (W x D x H)
129.61 x 82.52 x 49.21
*(62.99 x 78.74)

137.48 x 82.52 x 49.21
*(70.86 x 78.74)

145.35 x 82.52 x 49.21
*(78.74 x 78.74)


127.64 x 84.49 x 49.21
*(61.02 x 80.71)

134.72 x 84.49 x 49.21
*(68.89 x 80.71)


143.39 x 84.49 x 49.21
*(76.77 x 80.71)

*Inches (W x D)
Mattress - Materasso


Structure



Bianco Lucido (BL) Cat. D Bianco Opaco (BOP) Cat. B Cappuccino Lucido (CCL) Cat. D Cappuccino Opaco (CCOp) Cat. B Ebano Scuro Lucido (ELS) Cat. D Ebano Scuro Opaco (EOps) Cat. B



Metallizzato Lucido (Mtl) Cat. E Metallizzato Opaco (MtOp) Cat. B Rosso Lucido (RSL) Cat. E Rosso Opaco (RsOp) Cat. B Verde Lucido (VrL) Cat. E Verde Opaco (VrOp) Cat. B




Bronzo Anticato Lucido (BrAnL) Cat. E Bronzo Anticato Opaco (BrAnOp) Cat. D

Metal base



Bronzo Lucido (BrL) Cat. D Bronzo Opaco (BrOp) Cat. B Oro Lucido (OroL) Cat. E Oro Opaco (OroOp) Cat. D Oro Anticato Lucido (OroAnL) Cat. E Oro Anticato Opaco (OroAnOp) Cat. D




Bronzo Anticato Lucido (BrAnL) Cat. E Bronzo Anticato Opaco (BrAnOp) Cat. D Castello Lucido (CsL) Cat. E Castello Opaco (CsOp) Cat. D

Fabrics Cat. 3



TR005 Cat. 3 TR025 Cat. 3



TR031 Cat. 3 TR020 Cat. 3 TR041 Cat. 3 TR040 Cat. 3 TR500 Cat. 3 TR010 Cat. 3

Nabuk




P 4003 SEQUA TERRA Leather

Leathers



P 665 MARMO Leather P 677 MALT Leather P 656 COTTO Leather P 682 COFFEE Leather

Velvet Cat. 4 CR




CR073 Cat. 4 CR077 Cat. 4 CR078 Cat. 4 CR062 Cat. 4 CR231 Cat. 4 CR051 Cat. 4




CR052 Cat. 4 CR024 Cat. 4


Velvet Cat. 4 LN



LN002 Cat. 4 LN004 Cat. 4 LN005 Cat. 4 LN006 Cat. 4 LN037 Cat. 4 LN014 Cat. 4



LN025 Cat. 4



Structure Nabuk Metal base




Ebano Scuro Lucido (ELS) Cat. D P 4003 SEQUA TERRA Leather Bronzo Opaco (BrOp) Cat. B

CODICE CODE	DESCRIZIONE DESCRIPTION	MISURA cm. MEASURE cm.	MISURA inches (in) MEASURE inches (in)	V m³	CUBIC FOOT	Tessuto ML 1,4	PRICE Cat. 3	PRICE Cat. 4	PRICE Cat.TOP	PELLE Leafter	Tessuto Cliente
SAGA XL 140 F 180	Letto senza contenitore (180x200) Bed without box (180x200)	349,2x209,6x140h	137,48x82,52x55,12h	1,9	67,098	16	6506	7388	10916	7649	4448



Structure Velvet Cat. 4 LN



Ebano Scuro Lucido (ELS) Cat. D LN002

Cat. 4

CODICE CODE	DESCRIZIONE DESCRIPTION	MISURA cm. MEASURE cm.	MISURA inches (in) MEASURE inches (in)	V m ³	CUBIC FOOT	Tessuto ML 1,4	PRICE Cat. 3	PRICE Cat. 4	PRICE Cat.TOP	PELLE Leafter	Tessuto Cliente
SAGA 125 F 180	Letto senza contenitore (180x200) Bed without box (180x200)	216,2x209,6x125h	85,12x82,52x49,21h	1,3	45,909	11	4969	5575	8001	5755	3554

Thyia 140



Bed with legs

Headboard height 140 cm and feet in lime wood. Padded with polyurethane foam. Ground ferrules in metal. Upholstery in fabric or leather of your choice according to our samples.

Letto con piedini

Testata altezza 140 cm e piedini in legno di tiglio. Imbottito in poliuretano espanso. Puntali a terra in metallo. Rivestimento in tessuto o pelle a scelta secondo il nostro campionario.

Cm (L x P x H)
196,2 x 209,6 x 140
*(160 x 200)

216,2 x 209,6 x 140
*(180 x 200)

236,2 x 209,6 x 140
*(200 x 200)

191,2 x 214,6 x 140
*(155 x 205)

211,2 x 214,6 x 140
*(175 x 205)

231,2 x 214,6 x 140
*(195x205)

*Cm (L x P)
Mattress - Materasso

Inches (W x D x H)
77,24 x 82,52 x 55,12
*(62,99 x 78,74)

85,12 x 82,52 x 55,12
*(70,86 x 78,74)

92,99 x 82,52 x 55,12
*(78,74 x 78,74)

75,28 x 84,49 x 55,12
*(61,02 x 80,71)

83,15 x 84,49 x 55,12
*(68,89 x 80,71)

91,02 x 84,49 x 55,12
*(76,77 x 80,71)

*Inches (W x D)
Mattress - Materasso

Thyia 125



Bed with legs

Headboard height 125 cm and feet in lime wood. Padded with polyurethane foam. Ground ferrules in metal. Upholstery in fabric or leather of your choice according to our samples.

Letto con piedini

Testata altezza 125 cm e piedini in legno di tiglio. Imbottito in poliuretano espanso. Puntali a terra in metallo. Rivestimento in tessuto o pelle a scelta secondo il nostro campionario.

Cm (L x P x H)
196,2 x 209,6 x 125
*(160 x 200)

216,2 x 209,6 x 125
*(180 x 200)

236,2 x 209,6 x 125
*(200 x 200)

191,2 x 214,6 x 125
*(155 x 205)

211,2 x 214,6 x 125
*(175 x 205)

231,2 x 214,6 x 125
*(195x205)

*Cm (L x P)
Mattress - Materasso

Inches (W x D x H)
77,24 x 82,52 x 49,21
*(62,99 x 78,74)

85,12 x 82,52 x 49,21
*(70,86 x 78,74)

92,99 x 82,52 x 49,21
*(78,74 x 78,74)

75,28 x 84,49 x 49,21
*(61,02 x 80,71)

83,15 x 84,49 x 49,21
*(68,89 x 80,71)

91,02 x 84,49 x 49,21
*(76,77 x 80,71)

*Inches (W x D)
Mattress - Materasso

Saga 140



Bed with legs

Headboard height 140 cm and feet in lime wood. Padded with polyurethane foam. Ground ferrules in metal. Upholstery in fabric or leather of your choice according to our samples.

Letto con piedini

Testata altezza 140 cm e piedini in legno di tiglio. Imbottito in poliuretano espanso. Puntali a terra in metallo. Rivestimento in tessuto o pelle a scelta secondo il nostro campionario.

Cm (L x P x H)

329,2 x 209,6 x 140
*(160 x 200)

349,2 x 209,6 x 140
*(180 x 200)

369,2 x 209,6 x 140
*(200 x 200)

324,2 x 214,6 x 140
*(155 x 205)

342,2 x 214,6 x 140
*(175 x 205)

364,2 x 214,6 x 140
*(195x205)

*Cm (L x P)
Mattress - Materasso

Inches (W x D x H)

129.61 x 82.52 x 55.12
*(62.99 x 78.74)

137.48 x 82.52 x 55.12
*(70.86 x 78.74)

145.35 x 82.52 x 55.12
*(78.74 x 78.74)

127.64 x 84.49 x 55.12
*(61.02 x 80.71)

134.72 x 84.49 x 55.12
*(68.89 x 80.71)

143.39 x 84.49 x 55.12
*(76.77 x 80.71)

*Inches (W x D)
Mattress - Materasso

Saga 125



Bed with legs

Headboard height 125 cm and feet in lime wood. Padded with polyurethane foam. Ground ferrules in metal. Upholstery in fabric or leather of your choice according to our samples.

Letto con piedini

Testata altezza 125 cm e piedini in legno di tiglio. Imbottito in poliuretano espanso. Puntali a terra in metallo. Rivestimento in tessuto o pelle a scelta secondo il nostro campionario.

Cm (L x P x H)

329,2 x 209,6 x 125
*(160 x 200)

349,2 x 209,6 x 125
*(180 x 200)

369,2 x 209,6 x 125
*(200 x 200)

324,2 x 214,6 x 125
*(155 x 205)

342,2 x 214,6 x 125
*(175 x 205)

364,2 x 214,6 x 125
*(195x205)

*Cm (L x P)
Mattress - Materasso

Inches (W x D x H)

129.61 x 82.52 x 49.21
*(62.99 x 78.74)

137.48 x 82.52 x 49.21
*(70.86 x 78.74)

145.35 x 82.52 x 49.21
*(78.74 x 78.74)

127.64 x 84.49 x 49.21
*(61.02 x 80.71)

134.72 x 84.49 x 49.21
*(68.89 x 80.71)

143.39 x 84.49 x 49.21
*(76.77 x 80.71)

*Inches (W x D)
Mattress - Materasso

Moon



Leather bed bed with legs

Letto in pelle con piedini

Headboard and feet in lime wood. Headboard in double padding in polyurethane foam. Ground ferrules in metal. Upholstery in fabric or leather of your choice according to our samples.

Testata e piedini in legno di tiglio. Testata in doppia imbottitura in poliuretano espanso. Puntali a terra in metallo. Rivestimento in tessuto o pelle a scelta secondo il nostro campionario.

Cm (L x P x H)
171,2 x 211,2 x 105
*(160 x 200)

191,2 x 211,2 x 105
*(180 x 200)

211,2 x 211,2 x 105
*(200 x 200)

166,2 x 216,2 x 105
*(155 x 205)

186,2 x 216,2 x 105
*(175 x 205)

206,2 x 216,2 x 105
*(195x205)

*Cm (L x P)
Mattress - Materasso

Inches (W x D x H)
67,40 x 83,15 x 41,34
*(62,99 x 78,74)

75,28 x 83,15 x 41,34
*(70,86 x 78,74)

83,15 x 83,15 x 41,34
*(78,74 x 78,74)

65,43 x 85,12 x 41,34
*(61,02 x 80,71)

73,31 x 85,12 x 41,34
*(68,89 x 80,71)

81,18 x 85,12 x 41,34
*(76,77 x 80,71)

*Inches (W x D)
Mattress - Materasso

Legs



Oro Champagne



Canna di Fucile

Structure



Bianco Lucido (BL)
Cat. D

Bianco Opaco (BOP)
Cat. B

Cappuccino Lucido (Ccl)
Cat. D

Cappuccino Opaco (CcOp)
Cat. B

Ebano Scuro Lucido (ELS)
Cat. D

Ebano Scuro Opaco (EOps)
Cat. B



Metallizzato Lucido (Mtl)
Cat. E

Metallizzato Opaco (MtOp)
Cat. B

Rosso Lucido (Rsl)
Cat. E

Rosso Opaco (RsOp)
Cat. B

Verde Lucido (VrL)
Cat. E

Verde Opaco (VrOp)
Cat. B



Bronzo Anticato Lucido (BrAnL)
Cat. E

Bronzo Anticato Opaco (BrAnOp)
Cat. D

Metal base



Bronzo Lucido (BrL)
Cat. D


Bronzo Opaco (BrOp)
Cat. B

Oro Lucido (OroL)
Cat. E

Oro Opaco (OroOp)
Cat. D

Oro Anticato Lucido (OroAnL)
Cat. E

Oro Anticato Opaco (OroAnOp)
Cat. D




Bronzo Anticato Lucido (BrAnL)
Cat. E

Bronzo Anticato Opaco (BrAnOp)
Cat. D


Castello Lucido (CsL)
Cat. E

Castello Opaco (CsOp)
Cat. D

Fabrics Cat. 3




TR005 Cat. 3 TR025 Cat. 3



TR031 Cat. 3 TR020 Cat. 3 TR041 Cat. 3 TR040 Cat. 3 TR500 Cat. 3 TR010 Cat. 3

Velvet Cat. 4 CR



CR073 Cat. 4 CR077 Cat. 4 CR078 Cat. 4 CR062 Cat. 4 CR231 Cat. 4 CR051 Cat. 4



CR052 Cat. 4 CR024 Cat. 4

Nabuk




P 4003 SEQUA TERRA Leather

Leathers




P 665 MARMO Leather P 677 MALT Leather P 656 COTTO Leather P 682 COFFEE Leather

Velvet Cat. 4 LN




LN002 Cat. 4 LN004 Cat. 4 LN005 Cat. 4 LN006 Cat. 4 LN037 Cat. 4 LN014 Cat. 4



LN025 Cat. 4



Structure Fabrics Cat. 3 Legs




Ebano Scuro Lucido (ELS) Cat. D TR005

Cat. 3 Canna di Fucile

CODICE CODE	DESCRIZIONE DESCRIPTION	MISURA cm. MEASURE cm.	MISURA inches (in) MEASURE inches (in)	V m³	CUBIC FOOT	Tessuto ML 1,4	PRICE Cat. 3	PRICE Cat. 4	PRICE Cat.TOP	PELLE Leafter	Tessuto Cliente
THYIA 140 XL 180	Letto con piedini (180x200) Bed with legs (180x200)	349,2x209,6x140h	137,48x82,52x55,12h	1,8	63,566	11	6076	6683	9108	6862	4661



Structure Fabrics Cat. 3 Legs



Ebano Scuro Lucido (ELS) Cat. D TR005

Cat. 3 Canna di Fucile

CODICE CODE	DESCRIZIONE DESCRIPTION	MISURA cm. MEASURE cm.	MISURA inches (in) MEASURE inches (in)	V m³	CUBIC FOOT	Tessuto ML 1,4	PRICE Cat. 3	PRICE Cat. 4	PRICE Cat.TOP	PELLE Leafter	Tessuto Cliente
THYIA 140/180	Letto con piedini (180x200) Bed with legs (180x200)	216,2x209,6x140h	85,12x82,52x55,12h	1,3	45,909	9	5219	5715	7699	5862	4061



Nabuk Velvet Cat. 4 LN Fabrics Cat. 3 Structure Legs




P 4003 SEQUA TERRA Leather LN004 Cat. 4 TR020 Cat. 3 Ebano Scuro Lucido (ELS) Cat. D Canna di Fucile

CODICE CODE	DESCRIZIONE DESCRIPTION	MISURA cm. MEASURE cm.	MISURA inches (in) MEASURE inches (in)	V m ³	CUBIC FOOT	Tessuto ML 1,4	PRICE Cat. 3	PRICE Cat. 4	PRICE Cat.TOP	PELLE Leafter	Tessuto Cliente
MOON 180	Letto in pelle con piedini (180x200) Leafter bed with legs (180x200)	191,2x211,2x105h	75,28x83,15x41,34h	1,2	42,378	7	4699	5057	6491	5163	3863



Fabrics Cat. TOP



PF001 Cat. TOP PF002 Cat. TOP PF014 Cat. TOP PF006 Cat. TOP

Bed

Shell in lime wood. Padding in non-deformable polyurethane foam with differentiated density. Upholstery in fabric or leather of your choice according to our samples.
* HOLLY C: with container
* HOLLY F: without container

Letto

Scocca in legno di tiglio. Imbottitura in poliuretano espanso indeformabile a densità differenziata. Rivestimento in tessuto o pelle a scelta secondo il nostro campionario.
* HOLLY C: con contenitore
* HOLLY F: senza contenitore

Cm (L x P x H)
215 x 225 x 124
*(160 x 200)

235 x 225 x 124
*(180 x 200)

255 x 225 x 124
*(200 x 200)

210 x 230 x 124
*(155 x 205)

230 x 230 x 124
*(175 x 205)

250 x 230 x 124
*(195x205)

*Cm (L x P)
Mattress - Materasso

C - Bed with box
Letto con contenitore

F - Bed - Letto

Inches (W x D x H)
84,65 x 88,58 x 48,82
*(62,99 x 78,74)

92,52 x 88,58 x 48,82
*(70,86 x 78,74)

100,39 x 88,58 x 48,82
*(78,74 x 78,74)

82,68 x 90,55 x 48,82
*(61,02 x 80,71)

90,55 x 90,55 x 48,82
*(68,89 x 80,71)


98,43 x 90,55 x 48,82
*(76,77 x 80,71)

*Inches (W x D)
Mattress - Materasso

Fabrics Cat. 3




TR005 Cat. 3 TR025 Cat. 3



TR031 Cat. 3 TR020 Cat. 3 TR041 Cat. 3 TR040 Cat. 3 TR500 Cat. 3 TR010 Cat. 3

Velvet Cat. 4 CR




CR073 Cat. 4 CR077 Cat. 4 CR078 Cat. 4 CR062 Cat. 4 CR231 Cat. 4 CR051 Cat. 4




CR052 Cat. 4 CR024 Cat. 4


Velvet Cat. 4 LN



LN002 Cat. 4 LN004 Cat. 4 LN005 Cat. 4 LN006 Cat. 4 LN037 Cat. 4 LN014 Cat. 4



LN025 Cat. 4



Fabrics Cat. 3



TR041

Cat. 3

CODICE CODE	DESCRIZIONE DESCRIPTION	MISURA cm. MEASURE cm.	MISURA inches (in) MEASURE inches (in)	V m³	CUBIC FOOT	Tessuto ML 1,4	PRICE Cat. 3	PRICE Cat. 4	PRICE Cat.TOP	PELLE Leafter	Tessuto Cliente
HOLLY 180 F	Letto senza contenitore (180x200) Bed without box (180x200)	235x225x124h	92,52x88,58x48,82h	2	70,629	10	4332	4883	7088	5047	3046

CAVIO CASA
Viale Europa, 6/A,
37050 San Pietro di Morubio
Verona Italy

Phone: +39 045 71 44 503
Fax: +39 045 71 44 277

www.cavio.it

info@cavio.it
export@cavio.it